

Monthly Report

| | Row Labels | Crescent Bromley | Crestview Spring | Hills Elsmere | Erlanger | Fort Mitchell | Ludlow | Villa Hills | Grand Total | |
|----------------------------------|------------|---------------------|------------------|------------------|----------|---------------|--------|-------------|-------------|-----|
| Traffic Complaint/ Investigation | | | | | | | | | 3 | 3 |
| Traffic Stop | | 7 | 36 | | | | 2 | 1 | 141 | 187 |
| Trespass | | | | | | | | | 2 | 2 |
| Trouble | | | | | | | | | 1 | 1 |
| Trouble-Juvenile | | | | | | | | | 2 | 2 |
| Trouble-Neighbors | | | | | | | | 1 | 1 | 2 |
| TX | | | 1 | | | | | | 20 | 21 |
| Vacation/Business Check | | | | | | | | | 78 | 78 |
| Warrant-Arrest | | 1 | 1 | | | | | | | 2 |
| Well Being Check | | 1 | | | | | | | 5 | 6 |
| Grand Total | | 12 | 48 | 2 | 1 | 2 | 15 | 10 | 521 | 611 |

Incident Analysis Report

Summary By Incident Type

Print Date/Time: 05/03/2018 12:20
 Login ID: ballen
 Incident Type: All
 Call Source: All

From Date: 04/01/2018 00:00
 To Date: 04/30/2018 23:59

Villa Hills Police Department
 ORI Number: KY0591200
 Officer ID: All
 Location: All

| Incident Type | Number of Incidents |
|----------------------------|---------------------|
| 911 Disconnect | 4 |
| 911 Open Line | 1 |
| Abandoned Vehicle-OTP | 1 |
| Accident-Hit Skip | 3 |
| Accident-No Injuries | 9 |
| Accident-w/Injuries | 1 |
| Administrative | 6 |
| Alarm-Intrusion | 22 |
| Alarm-Panic | 1 |
| Animal-Complaint | 2 |
| Assist-Fire | 41 |
| Assist-Other Agency | 2 |
| ATL | 1 |
| Burglary | 1 |
| Child Abuse | 1 |
| Criminal Mischief | 2 |
| Domestic Trouble | 5 |
| Drug Activity | 1 |
| Drunk Driver/DUI | 1 |
| Emotional Crisis | 4 |
| Fraud | 1 |
| General Relay | 2 |
| Intoxicated Person | 4 |
| Investigation/Follow-Up | 13 |
| Lockout Veh/Res | 4 |
| Loud Music/Noise Complaint | 4 |
| Missing Person/Runaway | 1 |
| Motorist Assist | 2 |
| Notification | 3 |
| Officer Initiated | 1 |
| Open Door/Window | 3 |
| Parking Complaint | 6 |
| Property-Lost/Found/Assist | 3 |
| Public Contact/Complaint | 8 |
| Special Area Check | 121 |
| Special Detail | 25 |
| Stabbing | 1 |
| Suspicious Person/Vehicle | 18 |

Incident Analysis Report

Summary By Incident Type

Print Date/Time: 05/03/2018 12:20
Login ID: ballen
Incident Type: All
Call Source: All

From Date: 04/01/2018 00:00
To Date: 04/30/2018 23:59

Villa Hills Police Department
ORI Number: KY0591200

Officer ID: All
Location: All

| Incident Type | Number of Incidents |
|----------------------------------|---------------------|
| Theft-Motor Vehicle | 1 |
| Traffic Complaint/ Investigation | 3 |
| Traffic Stop | 194 |
| Trespass | 2 |
| Trouble | 1 |
| Trouble-Juvenile | 2 |
| Trouble-Neighbors | 2 |
| TX | 21 |
| Vacation/Business Check | 80 |
| Warrant-Arrest | 2 |
| Well Being Check | 6 |
| Total: | 643 |

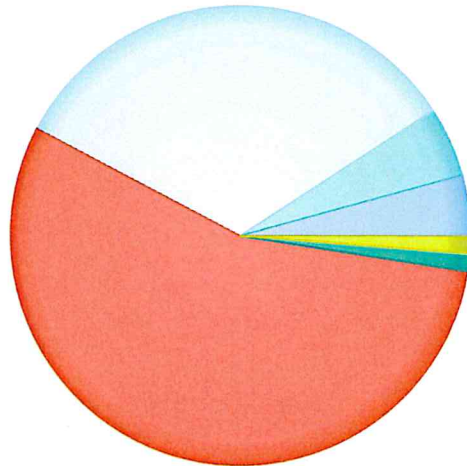
Quick Stats Results

5/3/2018 12:26 PM

Select records where all of the following apply

Incident Agency is in list VILLA HILLS POLICE DEPARTMENT

and Incident Incident Date between 1 April 2018 and 30 April 2018

<https://korzh.com/easyquery/>**Agency Activity**

Total Crimes - 4.294% Total Collisions - 4.908% Total Citations - 33.13% Total Courtesies - 55.21%
 Total Call Response - 1.227% Total Field Info - 0.000% Total JC3 - 0.000%
 Total Dispositions - 0.000% Total Crisis - 1.227%

Stat Summary

| | |
|---------------------|----|
| Total Crimes | 7 |
| Total Collisions | 8 |
| Total Citations | 54 |
| Total Courtesies | 90 |
| Total Call Response | 2 |
| Total Field Info | 0 |
| Total JC3 | 0 |
| Total Dispositions | 0 |
| Total Crisis | 2 |

Case Status and Disposition Summary

Print Date/Time: 05/03/2018 12:22
 Login ID: ballen
 Officer: All

From Date: 01/01/2018
 To Date: 04/30/2018
 Date Type: Assign Date

Villa Hills Police Department
 ORI Number: KY0591200
 Assignment: All

| Case Status | Total | % |
|----------------------|------------|------------|
| Inactive | 1 | 0.5 |
| Unfounded | 0 | 0 |
| Suspended | 0 | 0 |
| Investigation Closed | 179 | 89.05 |
| Investigation Opened | 21 | 10.45 |
| Total Cases: | 201 | 100 |

| Case Disposition | Total | % |
|----------------------------------|------------|------------|
| Arrested by Investigator | 0 | 0 |
| Arrested by Patrol | 40 | 20.41 |
| Cleared By Arrest | 3 | 1.53 |
| Closed by Time | 0 | 0 |
| Closed CPLIMS | 0 | 0 |
| Direct Indictment | 0 | 0 |
| Exceptionally Cleared | 0 | 0 |
| Exhausted All Leads | 0 | 0 |
| JUV Petition advised/Complainant | 1 | 0.51 |
| JUV Petition obtained/Inv | 0 | 0 |
| Mediation/Restitution Made | 0 | 0 |
| Pending Prosecution | 0 | 0 |
| Prosecution Refused | 0 | 0 |
| Referred to CHR | 0 | 0 |
| Referred to Other Agency | 2 | 1.02 |
| Subject Found / Returned | 0 | 0 |
| Summoned/Cited | 150 | 76.53 |
| Unfounded Non-Criminal | 0 | 0 |
| Victim/Complainant Uncooperative | 0 | 0 |
| Warrant Advised to Complainant | 0 | 0 |
| Warrant Obtained by Investigator | 0 | 0 |
| Total Cases: | 196 | 100 |

% may not be accurate as they are rounded to two decimals.


Quick Stats Results

5/3/2018 12:28 PM

Select records where all of the following apply

Incident Agency is in list VILLA HILLS POLICE DEPARTMENT

and Incident Incident Date between 1 April 2018 and 30 April 2018

<https://korzh.com/easyquery/>**Total Crime**

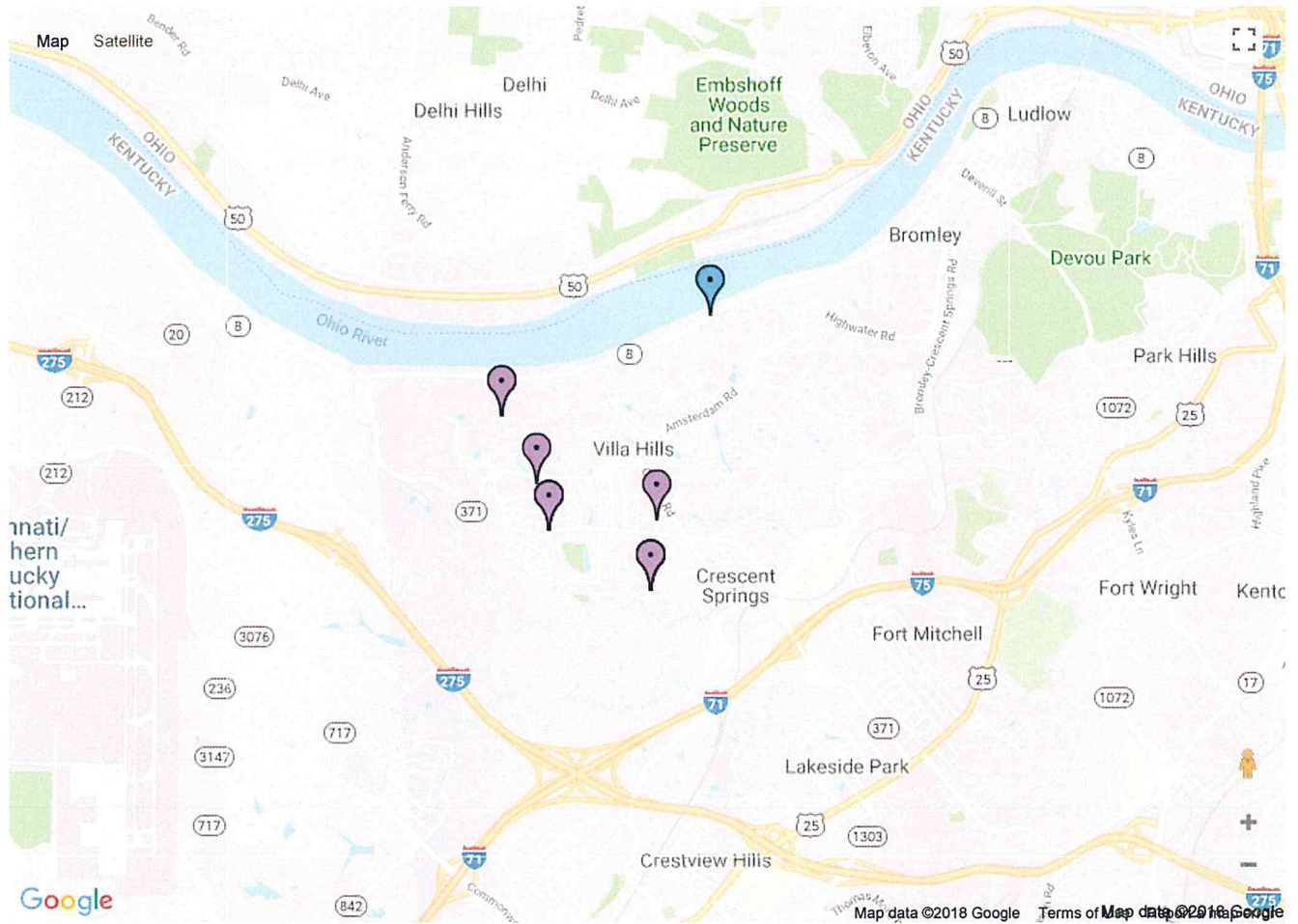
■ Total Other - 71.43% ■ Total Murder - 0.000% ■ Total Rape - 0.000% ■ Total Assaults - 0.000%
 ■ Total Burglaries - 14.29% ■ Total Larceny - 14.29% ■ Total Auto Thefts - 0.000% ■ Total Arson - 0.000%
 ■ Total Robberies - 0.000%

Stat Summary

| | |
|-------------------|---|
| Total Crimes | 7 |
| Total Murder | 0 |
| Total Rape | 0 |
| Total Assaults | 0 |
| Total Burglaries | 1 |
| Total Larceny | 1 |
| Total Auto Thefts | 0 |
| Total Arson | 0 |
| Total Robberies | 0 |

Map

5/3/2018 12:33 PM



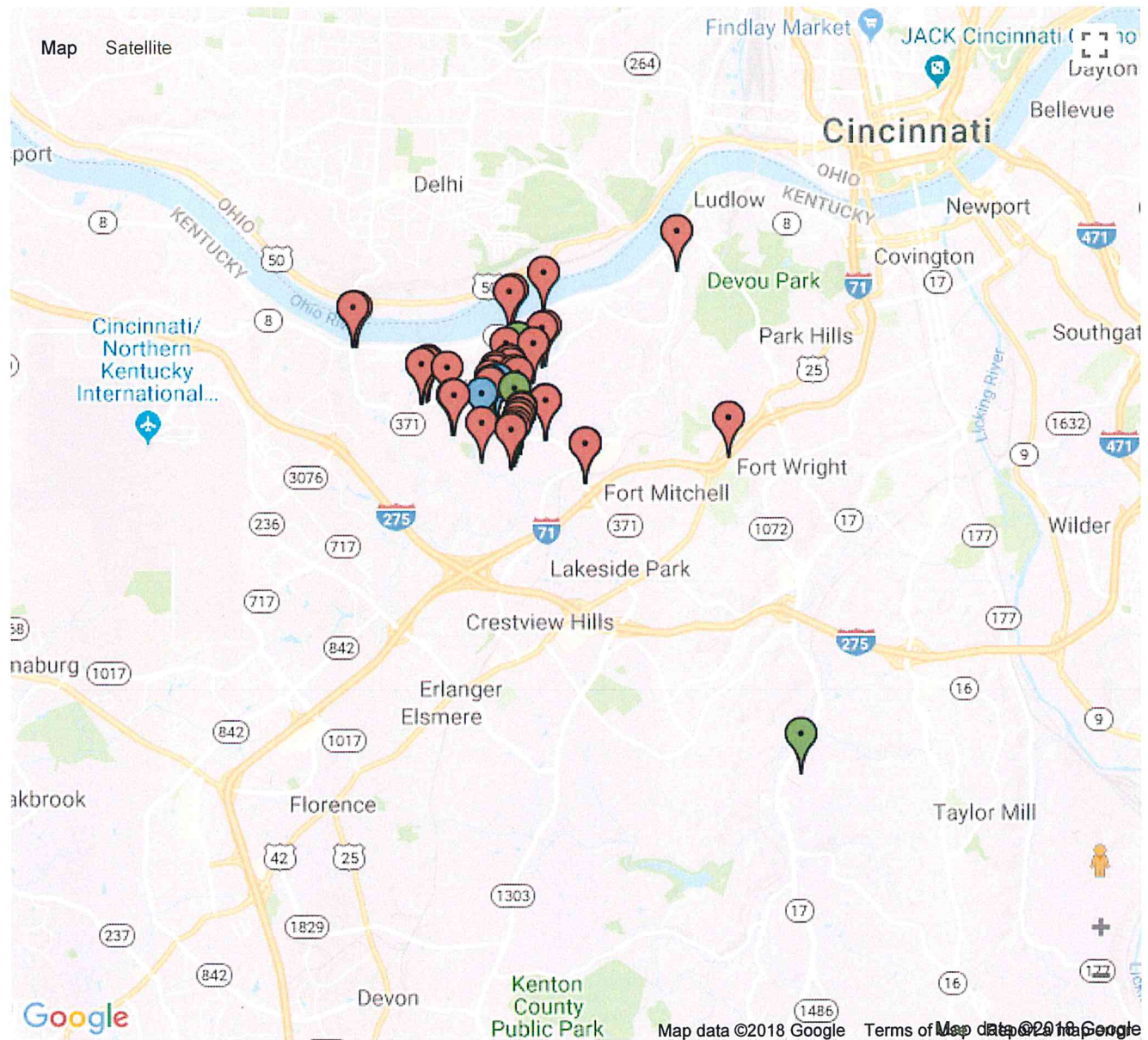
NIBRS Categories:

Click Pin to Filter

Burglaries 
 Larceny 
 Other 
 All 

Map

5/3/2018 12:31 PM



Citation Categories:

Click Pin to Filter

Traffic Stop 
 Criminal 
 Outstanding Warrant 
 All 

Quick Stats Results

5/3/2018 12:29 PM

Select records where all of the following apply
Incident Agency is in list VILLA HILLS POLICE DEPARTMENT
and Incident Incident Date within this year

Top Roadway Collisions

<https://korzh.com/easyquery/>



COLLINS - 17.39% BUTTERMILK - 17.39% AMSTERDAM - 13.04% RIVER - 13.04%
BP OIL - 6.522% ROGERS - 4.348% WOODCHUCK - 2.174% SIERRA - 2.174%
RIVERCLIFF - 2.174% ANTELOPE - 2.174% PROSPECT POINT - 2.174% PIKE - 2.174%
PALOMINO - 2.174% MEADOWVIEW - 2.174% LAKE - 2.174% HAYWARD - 2.174%
HACIENDA - 2.174% EDGELAKE - 2.174% DRY RIDGE - 2.174%

Stat Summary

| | |
|----------------|---|
| COLLINS | 8 |
| BUTTERMILK | 8 |
| AMSTERDAM | 6 |
| RIVER | 6 |
| BP OIL | 3 |
| ROGERS | 2 |
| WOODCHUCK | 1 |
| SIERRA | 1 |
| RIVERCLIFF | 1 |
| ANTELOPE | 1 |
| PROSPECT POINT | 1 |
| PIKE | 1 |
| PALOMINO | 1 |
| MEADOWVIEW | 1 |
| LAKE | 1 |
| HAYWARD | 1 |
| HACIENDA | 1 |
| EDGELAKE | 1 |

Quick Stats Results

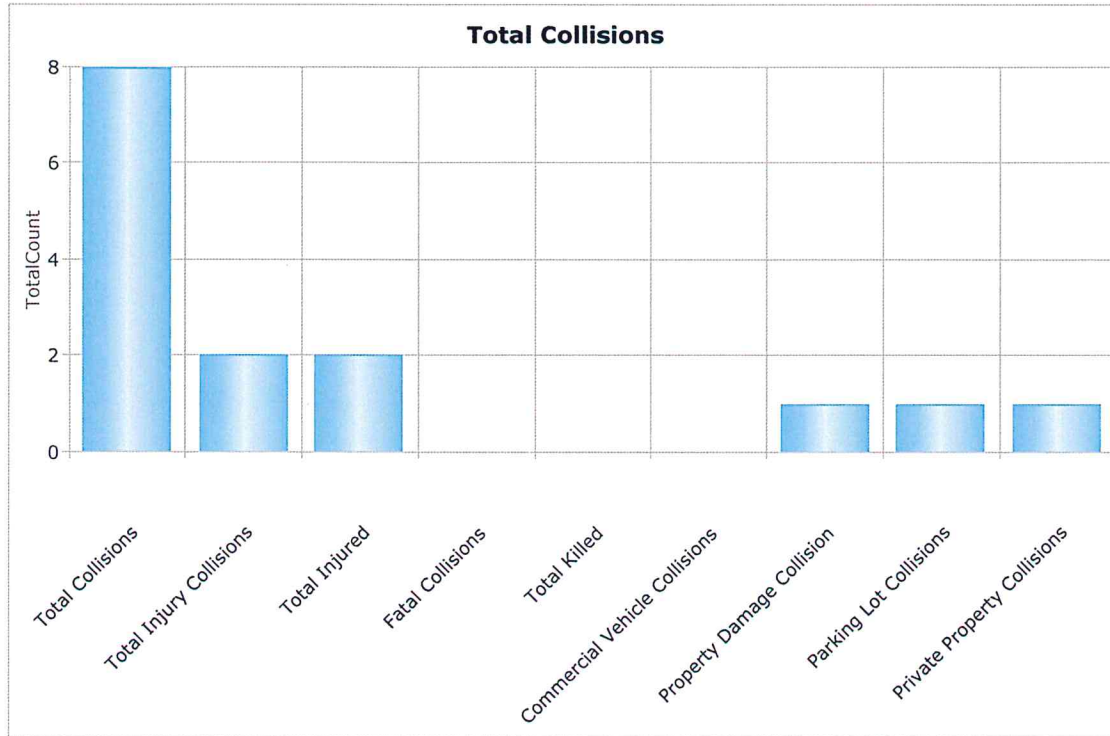
5/3/2018 12:30 PM

Select records where all of the following apply

Incident Agency is in list VILLA HILLS POLICE DEPARTMENT

and Incident Incident Date between 1 April 2018 and 30 April 2018

<https://korzh.com/easyquery/>

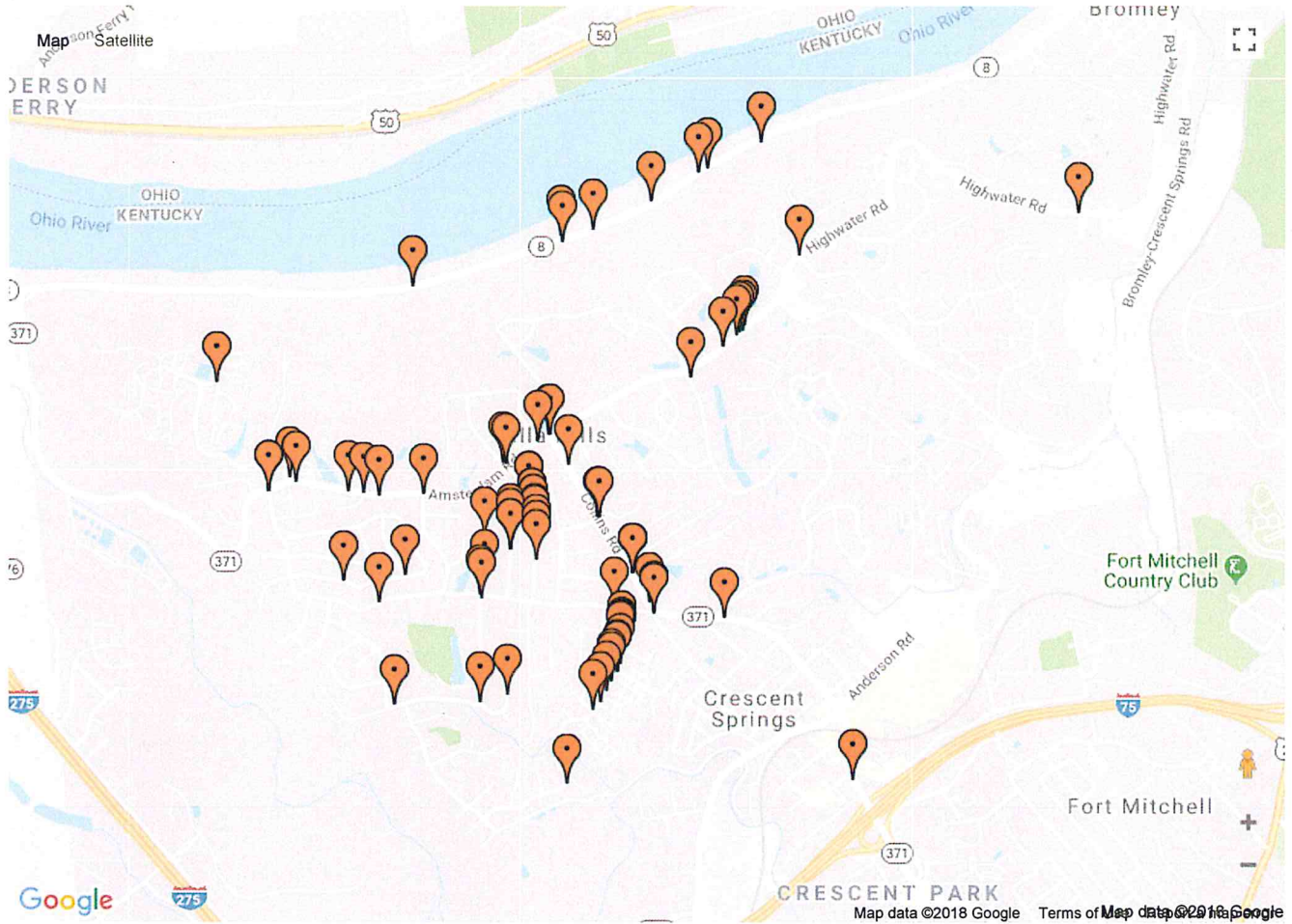


Stat Summary


| | |
|-------------------------------|---|
| Total Collisions | 8 |
| Total Injury Collisions | 2 |
| Total Injured | 2 |
| Fatal Collisions | 0 |
| Total Killed | 0 |
| Commercial Vehicle Collisions | 0 |
| Property Damage Collision | 1 |
| Parking Lot Collisions | 1 |
| Private Property Collisions | 1 |

Map

5/3/2018 12:35 PM



Legend:

Courtesy Notice 

| Case Number | Charge | Disposition |
|-------------|---|---------------------------|
| 2018-02046 | DUI 1 st | Arrest |
| 2018-2072 | DUI 1 st | Arrest |
| 2018-02160 | DUI 1 st | Arrest |
| 2018-2240 | DUI 1 st | Arrest |
| 2018-02388 | Wanton 1 st /Fleeing/Trafficking controlled substance 1 st | Arrest/waiting for trial |
| 2018-02396 | TBUT under \$500 | Cited/ property recovered |
| 2018-02458 | DUI 1 st | Arrest |
| 2018-02260 | Unlawful Trans W/Minor | Arrest |
| 2018-02002 | Trafficking Marijuana/Possession | Arrest |
| 2018-02428 | Burglary 3 rd | Open |
| | | |
| | | |
| | | |
| | | |

April 2018 cases

Overtime Used

| | |
|-------|-------|
| Court | 8hrs |
| Range | 8hrs |
| Total | 16hrs |

Calls Outside city

90 calls

VILLA HILLS POLICE DEPARTMENT

MONTHLY TRAINING REPORT FOR APRIL 2018



| DATE | OFFICER | TRAINING | HOURS |
|-------|----------|-------------------------------------|-------|
| April | Allen | Handcuffing / Tactical Medical | 1 |
| April | Hall | Handcuffing / Tactical Medical | 1 |
| April | Horseman | Handcuffing / Tactical Medical | 1 |
| April | Krull | Handcuffing / Tactical Medical | 1 |
| April | Dooley | Handcuffing / Tactical Medical | 1 |
| April | Powell | Handcuffing / Tactical Medical | 1 |
| April | Bird | Handcuffing / Tactical Medical | 1 |
| April | Bradford | Handcuffing / Tactical Medical | 1 |
| April | Hall | Range Qualification | 2 |
| April | Horseman | Range / Active Shooter | 5 |
| April | Krull | Range / Active Shooter | 5 |
| April | Dooley | Range / Active Shooter | 5 |
| April | Karl | Range / Active Shooter | 5 |
| April | Powell | Range Instruction / Qualifications | 10 |
| April | Bird | Range / Active Shooter | 5 |
| April | Bradford | Range / Active Shooter | 5 |
| April | Bolton | Range / Active Shooter | 5 |
| April | Powell | SWAT | 10 |
| April | Bradford | Emerging Issues for Law Enforcement | 40 |
| | | | |

TOTAL TRAINING HOURS:

105