

Villa Hills Police Department 2018 Year-End Report



Mayor: Heather H. Jansen

Council Members: Rod Baehner, Jim Cahill, Scott Ringo, Cathy Stover, Seth Thompson, Suzanne Wadsworth

2018 Year-end Report

Villa Hills Police Department

The Villa Hills Police Department maintains a three year plan to provide direction for the future development of the department. This plan identifies the needs and improvements so that proper planning and budgeting can be done to achieve success in the implementation of the goals of the department and to provide excellent service to the community.

Villa Hills is a bedroom community located northwestern portion of Kenton County. The city has a population of approximately 7400 residents. The community is comprised of mainly residential property with a few businesses located in the city. The city has located within the city borders, three schools and some businesses. The population fluctuates during the evening and day hours due to the activity at these locations. Located within the city are River Ridge Elementary, Villa Madonna Academy, Villa Montessori, and Madonna Manor Nursing Home. Also located within the city is the Wahlberg Monastery.

The Villa Hills police department also serves the City of Crescent Springs. The agreement between the cities began July of 2018. The cities have a 5 year contract for the police services. This agreement is beneficial to both cities. The agreement allows the city of Crescent Springs to save a substantial amount of money for police services as well as allow both cities to have an ability to build on to an already good police agency. The addition allows the department to expand its services and police in two communities that are very closely related and intertwined. With the addition of Crescent Springs the police department can get involved in issues that affect Villa Hills sooner.

Accomplishments

Personnel- The department continues to evolve. We have added five new officer positions to cover the addition of Crescent Springs. The department has also added a School Resource Officer to River Ridge School. The SRO position is a joint venture with the Kenton County Board of Education and the City of Villa Hills. With this agreement part of the cost of the SRO position is paid by the school board. The new position has met with great success and has been so far a very beneficial position. The number of sworn officers has grown to 14 total officers. With this addition we have had changes in the department. James Bird has been promoted to Sergeant giving the department two sergeant positions due to the growth of the department. Officer Emily Horseman has been moved to the detectives' position. With the addition of the new officers we have added several specialties such as Accident reconstruction, SWAT, Canine, RAD, and evidence room technician.

Vehicles- The police fleet has been updated and regular maintenance schedules are set up. The fleet has a rotation schedule set up to ensure that we rotate the vehicle in a manner that allows the department to keep the fleet up to date. It is anticipated the first rotation of vehicle will need to happen in 2023.

Training- The department continues to keep training at its highest level. All officers have met the state required annual 40 hours recertification. Officers also continue to receive in house training on policy and skills. Officers this year totaled 4,400 hours of training. We have implemented a change in the training in an attempt to improve the effectiveness. With this training we are able to get a better and more intense training effort.

Web site/Social Media- We continue to use the several social media sites to better connect with the community. The department utilizes Facebook, Twitter, department webpage, and Code Red media sources.

Traffic Safety/Safety Programs - The department received the Platinum award for traffic safety from AAA for the second year in a row. The department has received the AAA award for the last 13 years.

School Resource Officer (SRO) - The department in partnership with Kenton County School board' has placed a School Resource Officer in River Ridge Elementary. The program has so far been a great success. The officer assigned to the school has developed a very good working relationship with the students and staff of the school.

Three Year Plan

The following will be the plan for improvements and continued excellence in community service. The goal as always is to give the citizens in the community a department that they can rely on to provide a secure livable community. This plan, while a guide, will be fluid and will reflect the needs of the community and the department to be successful and viable in the region.

Radio System- The department has begun preparing for the transition by Kenton County Communications center to the 800 MHz radio system. The tentative date for switch over will be in 2019. The city will be responsible for the purchase of the radios for the switch over. An estimated cost for the city will be \$93,000.00 part of this paid by the City of Crescent Springs. The city has budgeted for the change and the radios were ordered November 2018. The radios are anticipated to be delivered around the February 2019 time frame with deployment dependent on completion of the system.

State Accreditation- The department is preparing for the re-accreditation process. The policy and operations of the department will be reviewed and new standards implemented .It is anticipated that the final review by KLC will happen in the early spring of 2020 and accreditation awarded June 2020. This will be the department's sixth

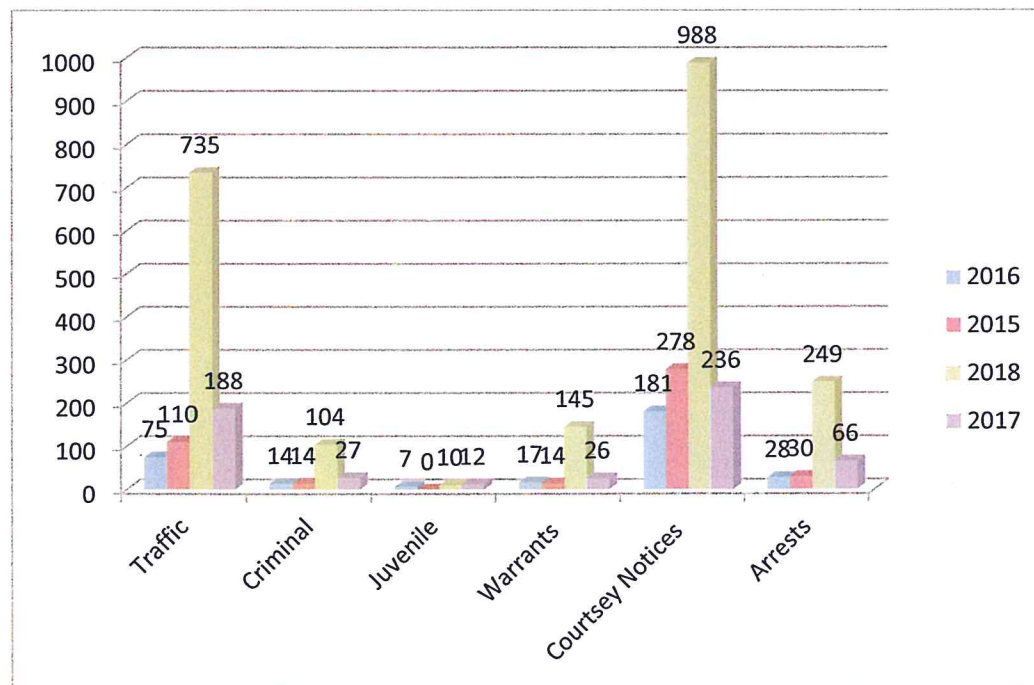
accreditation award and we will be one of only seven agencies in the state to have received the accreditation for the last 30 years.

School Resource Officer- The department will continue to support the SRO program. The program is a valuable community program and we will work to add to this program.

Year-end review statistics

***** Data includes the increased numbers from Crescent Springs**

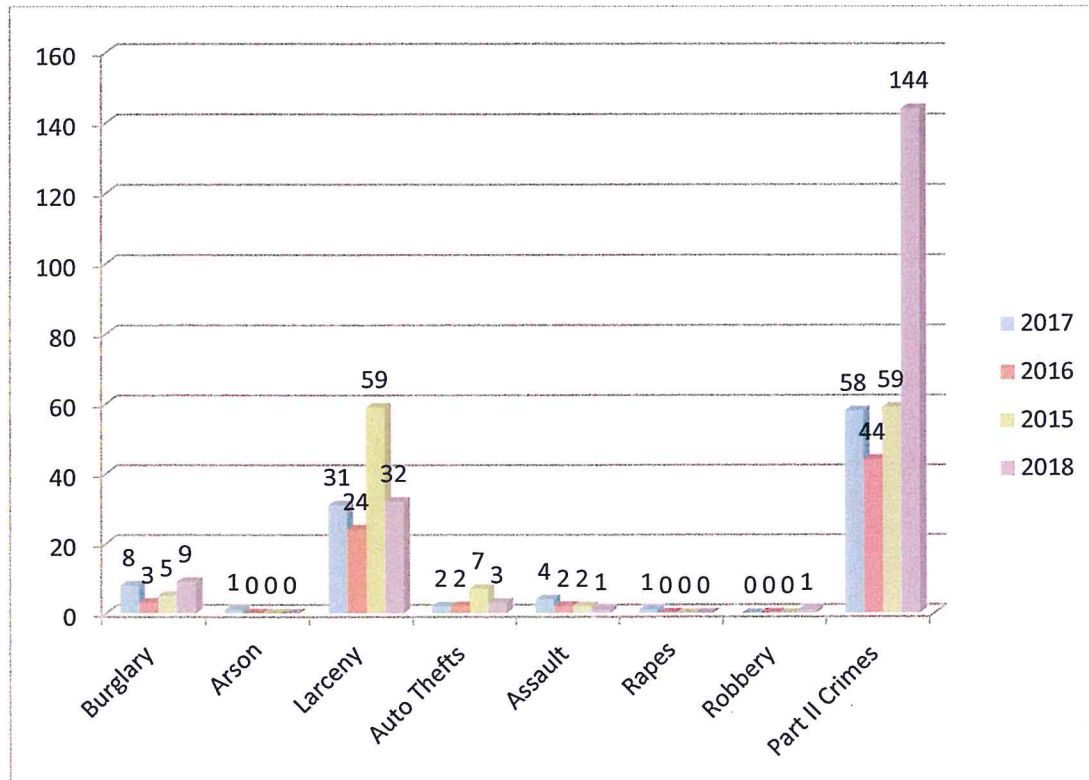
Citations issued



	2017	2016	2015	2018
Traffic	188	75	110	735
Criminal	27	14	14	104
Juvenile	12	7	0	10
Warrants	26	17	14	145
Courtesy Notices	236	181	278	988
Arrests	66	28	30	249

The department has continued to work on traffic concerns as well as community concerns. We have seen an increase in citation and courtesy notices in an effort to bring awareness to the speed limit. We have also invested in a speed sign in a known area of high complaints. The sign gives visual warnings for the drivers as well as gives us the data to analyze the times we are having issues with speeding.

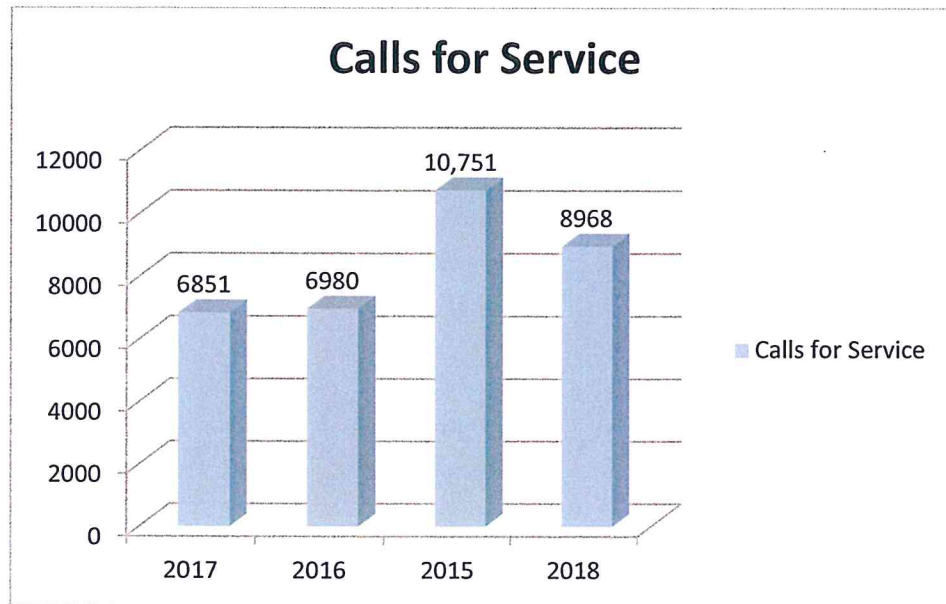
Reported Crimes



	2017	2016	2015	2018
Burglary	8	3	5	9
Arson	1	0	0	0
Larceny	31	24	59	32
Auto Thefts	2	2	7	3
Assault	4	2	2	1
Rapes	1	0	0	0
Robbery	0	0	0	1
Part II Crimes	58	44	59	144

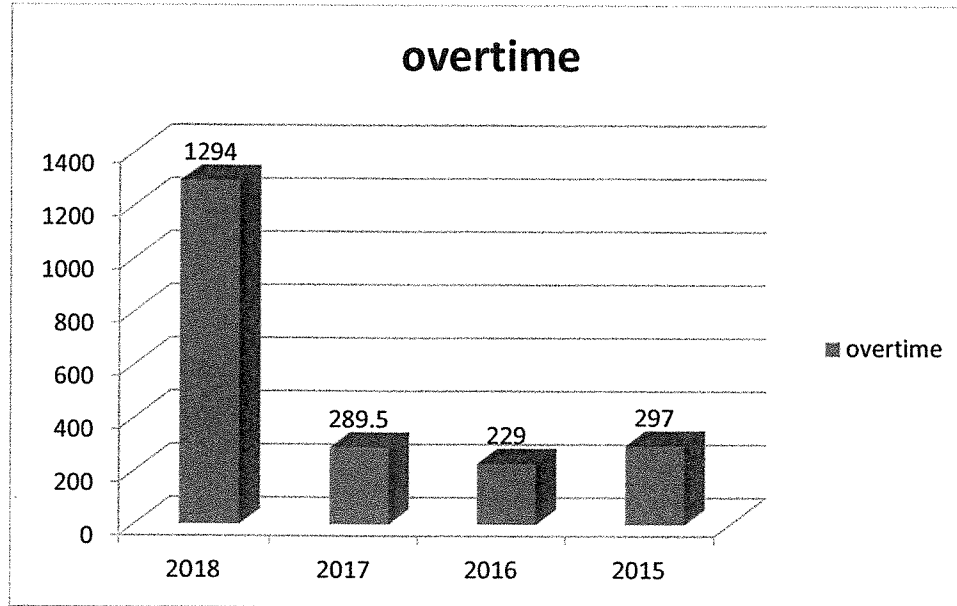
We saw crime stay relatively steady from last year. There was a slight increase in a couple of areas but overall steady. We continue to work to solve the crimes with a closure rate of 93%. The increases in numbers are due to the addition of Crescent Springs. Even with the addition the numbers are pretty steady with consideration of additional residents

Calls for Service



The departments' calls for service have gone up since last year. The increase is due to the addition of Crescent Springs to our call volume. However, this increase was anticipated and is not an issue for the department. We have anticipated this and have increased the manpower accordingly. We will monitor the calls but it is not anticipated that the need will outweigh our resources.

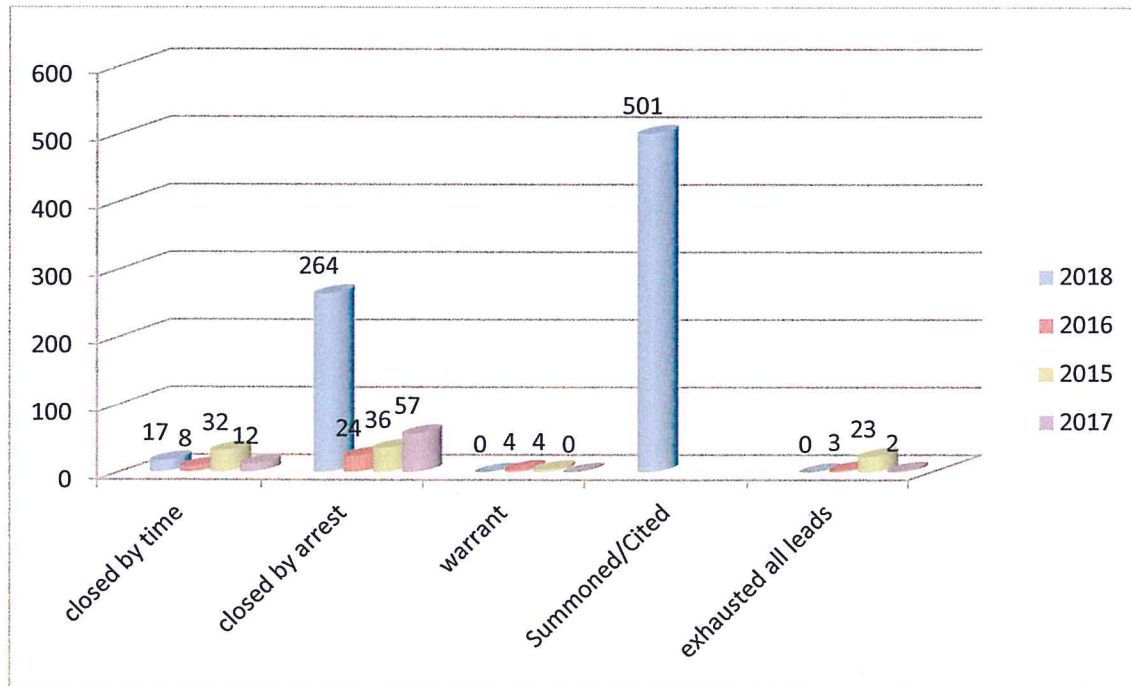
Overtime



We have seen an increase in overtime. A large portion of this is due to the addition of Crescent Springs. There were contracted minimums and we were short manpower. It normally takes 1 year to get personnel and equipment in place and we had to do it in 5 months. Prior to July 1 the department only used 179hrs of overtime. After July 1 we used 1115hrs of overtime. This is due to the minimum requirements and we were not up to full staffing. The department has come closer to full staffing and the month of December showed a significant reduction.

Case Status

We continue to improve on the case clearance rate. We see a significant increase in some areas due to the increase from Crescent Springs. Our solve rate is at 93%. We are seeing more cases closed due to arrest or solved. Closing the case through “exhausted all leads” has been reduced to 0 from 23 in 2015.



	2017	2016	2015	2018
closed by time	12	8	32	17
closed by arrest	57	24	36	264
warrant	0	4	4	0
Summoned/Cited				501
exhausted all leads	2	3	23	0

Y-Q-M-D
Department

Calendar 2018
Villa Hills Police Department

Incident Count

Column Labels

Row Labels

	Bromley	Crescent Spring	Crestview Hills	Fort Mitchell	Fort Wright	KENTONCOUNTY	Ludlow	Park Hills	Villa Hills	Grand Total
911 Disconnect			11						20	31
911 Open Line			1		1			1	4	7
911 Open Line Trouble			1						1	2
Abandoned Vehicle-OTP			4						4	8
Accident-Hit Skip			20	2	6		1	1	13	43
Accident-No Injuries	3		95	1	38	1	1	2	40	181
Accident-w/Injuries	2		8		20			2	13	45
Administrative			2		1				94	97
Alarm-Audible			5						6	11
Alarm-Hold Up						1			1	2
Alarm-Intrusion	2		110		10			4	163	289
Alarm-Panic			7		1				12	20
Animal-Bite/Attack			1						1	2
Animal-Complaint			6						25	31
Animal-Vicious									2	2
Assault			2						1	3
Assault-w/injuries			1					3		4
Assist-Fire	4		123		11		2	10	427	577
Assist-Other Agency	1		13		5	1			8	28
Assist-Police					1					1
ATL			9		3				4	16
Bar Check			1							1
Broken/Fractured Bone			1					1	5	7
Burglary	2		3		2			1	20	28
Child Abuse					1				1	2
Child Found									3	3
Criminal Mischief			11						20	31
Custodial Interference			3						2	5
Dispute-Active			5		3			1	6	15
Dispute-Inactive			5						1	6
Domestic Trouble	4		35		11	1		7	44	102
Drug Activity	2		4		1			1	2	10
Drunk Driver/DUI			16		2	1			4	23
Emotional Crisis			16		4			5	26	51
EPO Service			1						3	4
Eviction Service								1		1
Fight	1		4		1			5	1	12
Fireworks Complaint			2						3	5

Foot Patrol		19						19	38
Fraud		3						7	10
General Relay		9		1				30	40
Gun-Subject w/		3						1	4
Harassment/Stalking		13						9	22
Imported Report		11						3	14
Incident Report		2						7	9
Indecent Exposure		1						1	2
Intoxicated Person	1	14		5			2	3	25
Investigation/Follow-Up		59		8				107	174
Lockout Veh/Res		47		1				37	85
Loud Music/Noise Complaint		8		2				13	23
Missing Person/Runaway		2		1	1			9	13
Motorist Assist	1	55	1	38				42	137
Notification								8	8
Officer Initiated		4						5	9
Open Door/Window		7		1				11	19
Other/Unknown (Police)								1	1
Overdose/Medication	1								1
Panhandling		2		1					3
Parking Complaint		20						117	137
Property-Lost/Found/Assist		8					1	26	35
Prowler		1					1	7	9
Public Contact/Complaint		34		1				94	129
Rape/Sexual Assault		2						1	3
Repo/PP Tow		12						9	21
Robbery		1							1
Sex Offense								1	1
Shoplifting		1							1
Shots Fired		1						1	2
SO Transport								1	1
Special Area Check		322						799	1,121
Special Detail		54		1			2	216	273
Speeding/Reckless Vehicle	1	7		1	1		1	9	20
Stabbing							1	1	2
Suspicious Person/Vehicle	8	188		17	1		8	138	360
Theft		12						30	42
Theft-From a Motor Vehicle		4		2				4	10
Theft-Motor Vehicle		3					1	2	6
Traffic Complaint/ Investigation		28		14				49	91
Traffic Stop	49	913	2	141	6	4	3	1,093	2,211
Transport		3						1	4
Trespass		3		1			1	5	10
Trouble		17		6			1	13	37
Trouble-Employee/Customer	1	6			1		2		10
Trouble-Juvenile		7		2				13	22
Trouble-Landlord/Tenant		2							2

Trouble-Neighbors		1				2		4	7	
Trouble-Refusing to Leave		6		1		1		4	12	
TS		2							2	
TX		42		1		1		322	366	
TXSO		1						1	2	
Vacation/Business Check		496				4		970	1,470	
Vehicle Fire				4	1				5	
Vehicle Service								2	2	
Warrant-Arrest	2	46		3		1		25	77	
Warrant-Search		3				1		1	5	
Weapon-Subject w/				2	1	1		1	5	
Well Being Check	3	42		3		2		50	100	
Wires Down		4						7	11	
Grand Total	88	3,077	6	380	17	13	74	4	5,309	8,968

Quick Stats Results

1/4/2019 12:7 PM

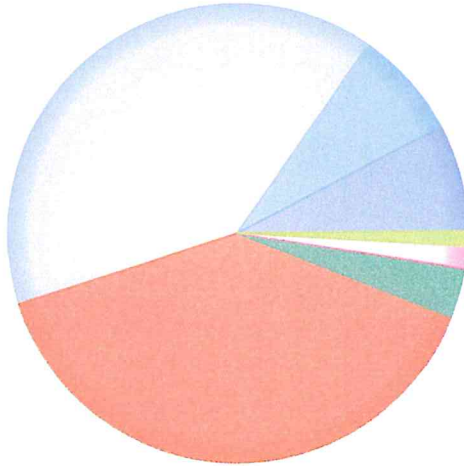
Select records where all of the following apply

Incident Agency is in list VILLA HILLS POLICE DEPARTMENT

and Incident Incident Date between 1 January 2018 and 31 December 2018

<https://korzh.com/easyquery/>

Agency Activity



Total Crimes - 7.510% Total Collisions - 7.668% Total Citations - 39.64% Total Courtesies - 39.05%
Total Call Response - 3.478% Total Field Info - 0.03953% Total JC3 - 1.542%
Total Dispositions - 0.000% Total Crisis - 1.067%

Stat Summary

Total Crimes	190
Total Collisions	194
Total Citations	1,003
Total Courtesies	988
Total Call Response	88
Total Field Info	1
Total JC3	39
Total Dispositions	0
Total Crisis	27

Quick Stats Results

1/4/2019 12:9 PM

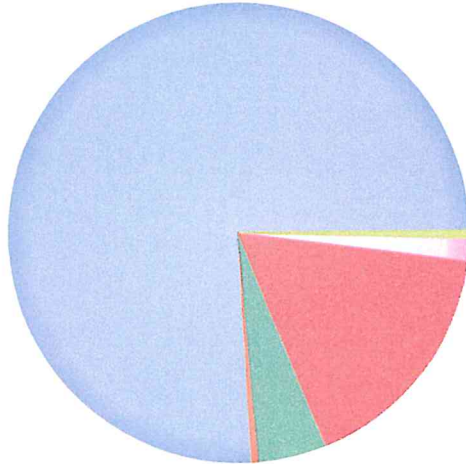
Select records where all of the following apply

Incident Agency is in list VILLA HILLS POLICE DEPARTMENT

and Incident Incident Date between 1 January 2018 and 31 December 2018

<https://korzh.com/easyquery/>

Total Crime



Total Other - 75.79% Total Murder - 0.000% Total Rape - 0.000% Total Assaults - 0.5263%
Total Burglaries - 4.737% Total Larceny - 16.84% Total Auto Thefts - 1.579% Total Arson - 0.000%
Total Robberies - 0.5263%

Stat Summary

Total Crimes	190
Total Murder	0
Total Rape	0
Total Assaults	1
Total Burglaries	9
Total Larceny	32
Total Auto Thefts	3
Total Arson	0
Total Robberies	1

Case Status and Disposition Summary

Print Date/Time: 01/03/2019 09:12
Login ID: ballen
Officer: All

From Date: 01/01/2018
To Date: 12/31/2018
Date Type: Assign Date

Villa Hills Police Department
ORI Number: KY0591200
Assignment: All

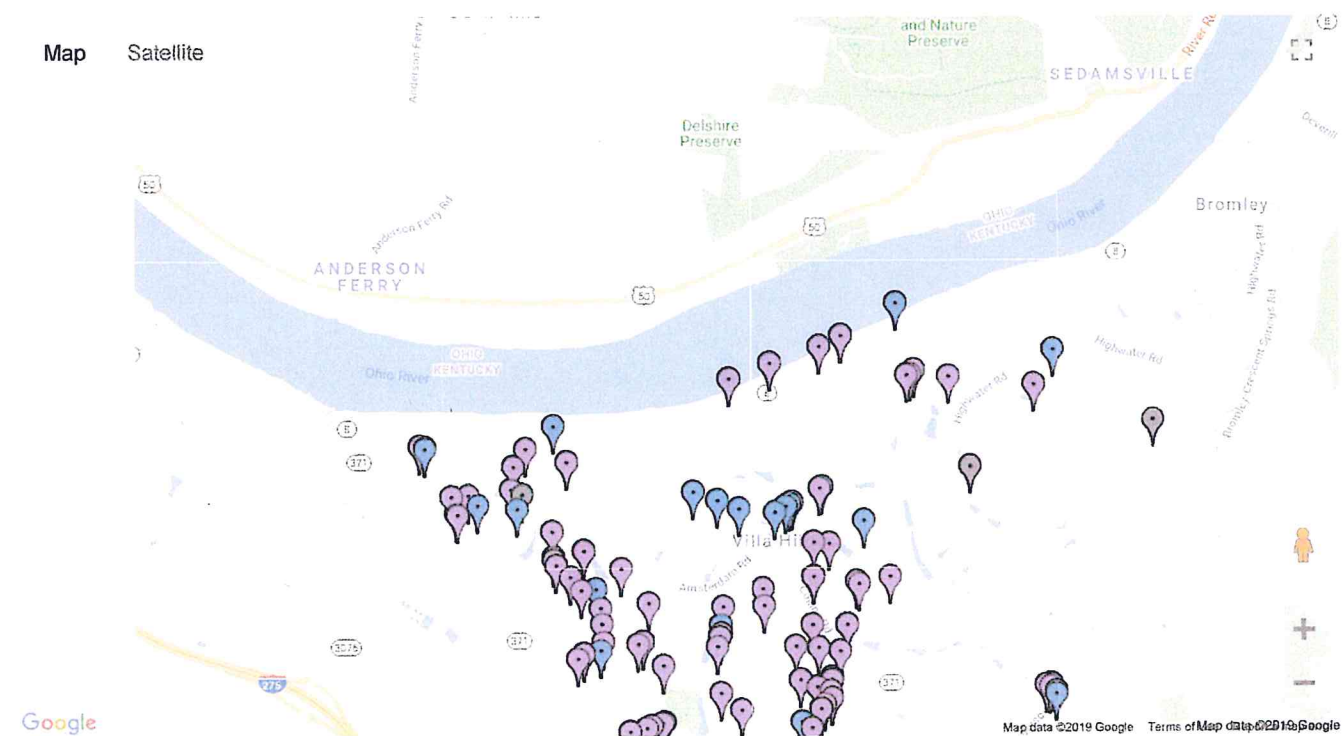
Case Status	Total	%
Inactive	3	0.35
Unfounded	1	0.12
Suspended	0	0
Investigation Closed	805	92.85
Investigation Opened	58	6.69
Total Cases:	867	100

Case Disposition	Total	%
Arrested by Investigator	2	0.25
Arrested by Patrol	199	24.88
Cleared By Arrest	63	7.88
Closed by Time	17	2.12
Closed CPLIMS	0	0
Direct Indictment	0	0
Exceptionally Cleared	10	1.25
Exhausted All Leads	0	0
JUV Petition advised/Complainant	1	0.12
JUV Petition obtained/Inv	0	0
Mediation/Restitution Made	0	0
Pending Prosecution	0	0
Prosecution Refused	0	0
Referred to CHR	0	0
Referred to Other Agency	2	0.25
Subject Found / Returned	3	0.38
Summoned/Cited	501	62.62
Unfounded Non-Criminal	2	0.25
Victim/Complainant Uncooperative	0	0
Warrant Advised to Complainant	0	0
Warrant Obtained by Investigator	0	0
Total Cases:	800	100

% may not be accurate as they are rounded to two decimals.

Map

1/4/2019 12:16 PM



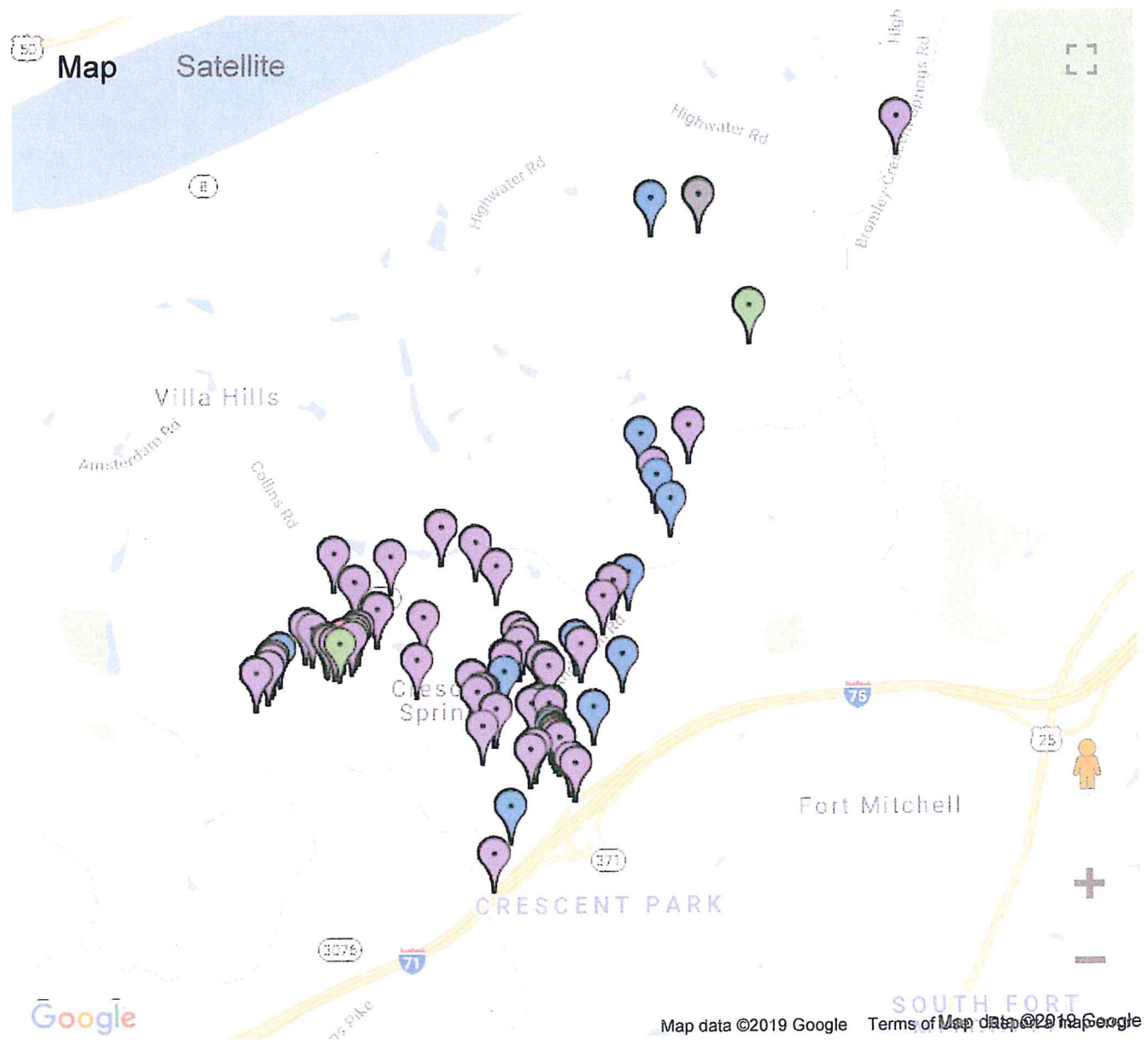
NIBRS Categories:

Click Pin to Filter

Assaults (1) Burglaries (6) Larceny (20) Other (156) All

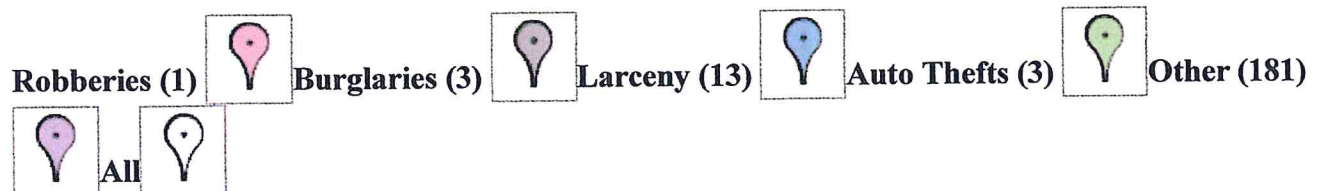
Map

1/4/2019 12:14 PM



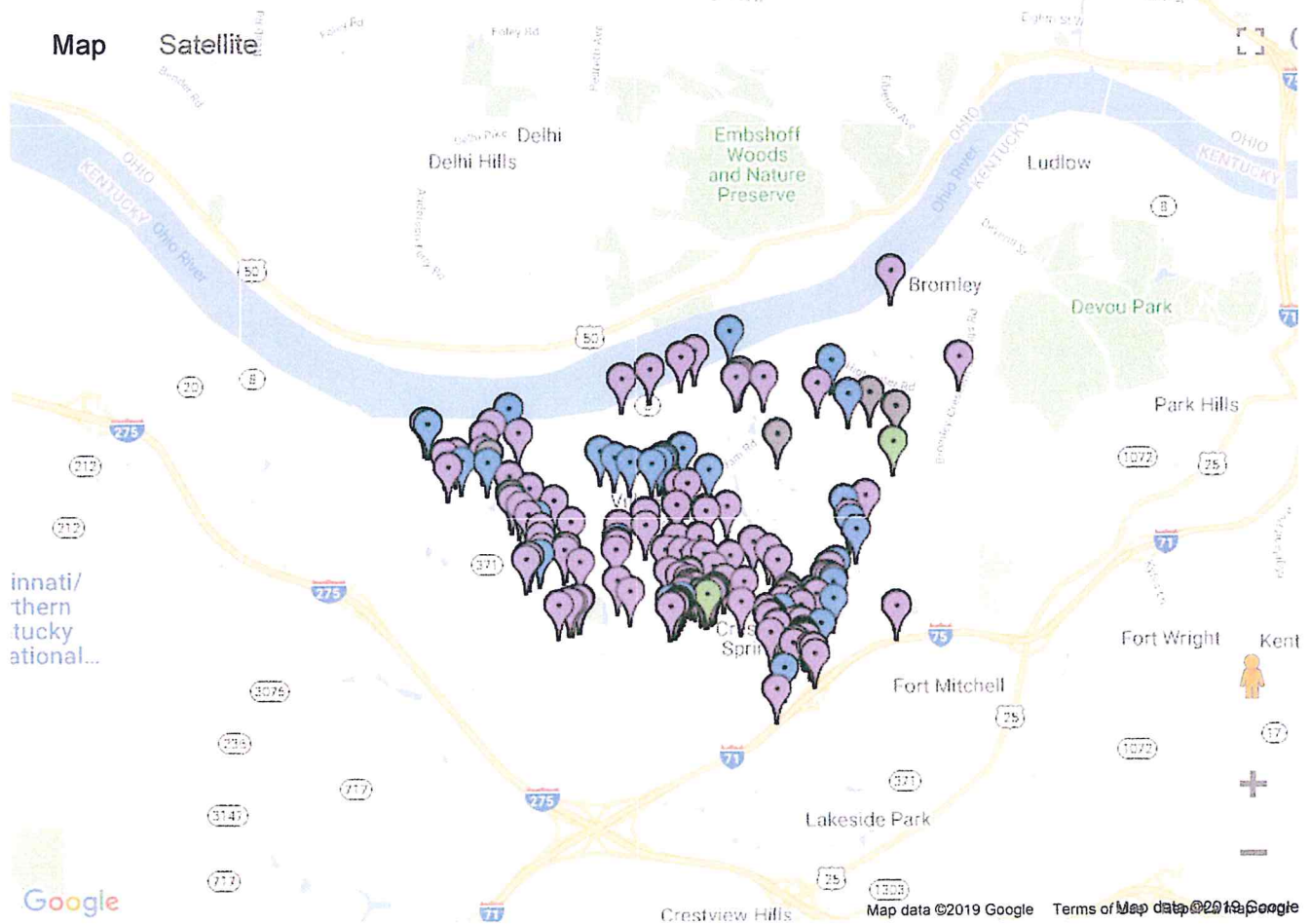
NIBRS Categories:

Click Pin to Filter



Map

1/4/2019 12:12 PM



NIBRS Categories:

Click Pin to Filter



Quick Stats Results

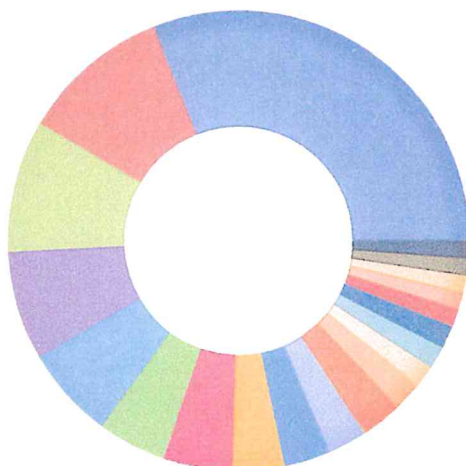
1/4/2019 12:5 PM

Select records where all of the following apply

Incident Agency is in list VILLA HILLS POLICE DEPARTMENT

and Incident Date between 1 January 2018 and 31 December 2018

Top Roadway Collisions

<https://korzh.com/easyquery/>


BUTTERMILK - 31.05% ANDERSON - 10.48% I75 S - 9.274% AMSTERDAM - 7.661%
 BROMLEY CRESCENT SPRINGS - 6.452% I75 S EXIT186 OFF RAMP TO BUTTERMILK PIKE - 4.839%
 RIVER - 4.839% COLLINS - 3.629% WESTERN RESERVE - 3.226% HAZELWOOD - 2.823%
 I75 S EXIT186 ON RAMP FROM BUTTERMILK PIKE - 2.823% CLOCK TOWER - 2.016% BP OIL - 1.613%
 GRANDVIEW - 1.613% ROSEWOOD - 1.613% AMSTERDAM EAST - 1.210% BAXTER - 1.210%

Stat Summary

BUTTERMILK	77
ANDERSON	26
I75 S	23
AMSTERDAM	19
BROMLEY CRESCENT SPRINGS	16
I75 S EXIT186 OFF RAMP TO BUTTERMILK PIKE	12
RIVER	12
COLLINS	9
WESTERN RESERVE	8
HAZELWOOD	7
I75 S EXIT186 ON RAMP FROM BUTTERMILK PIKE	7
CLOCK TOWER	5
BP OIL	4
GRANDVIEW	4
ROSEWOOD	4
AMSTERDAM EAST	3
BAXTER	3
ERLANGER CRESCENT SPRINGS	3

Quick Stats Results

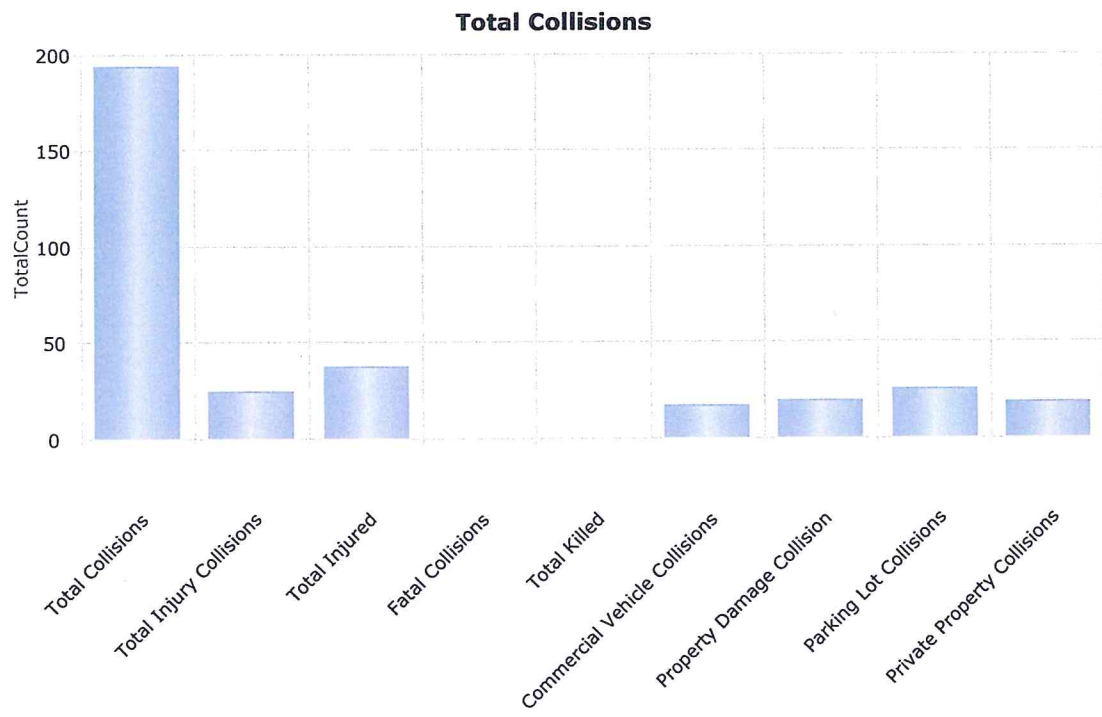
1/4/2019 12:10 PM

Select records where all of the following apply

Incident Agency is in list VILLA HILLS POLICE DEPARTMENT

and Incident Incident Date between 1 January 2018 and 31 December 2018

<https://korzh.com/easyquery/>

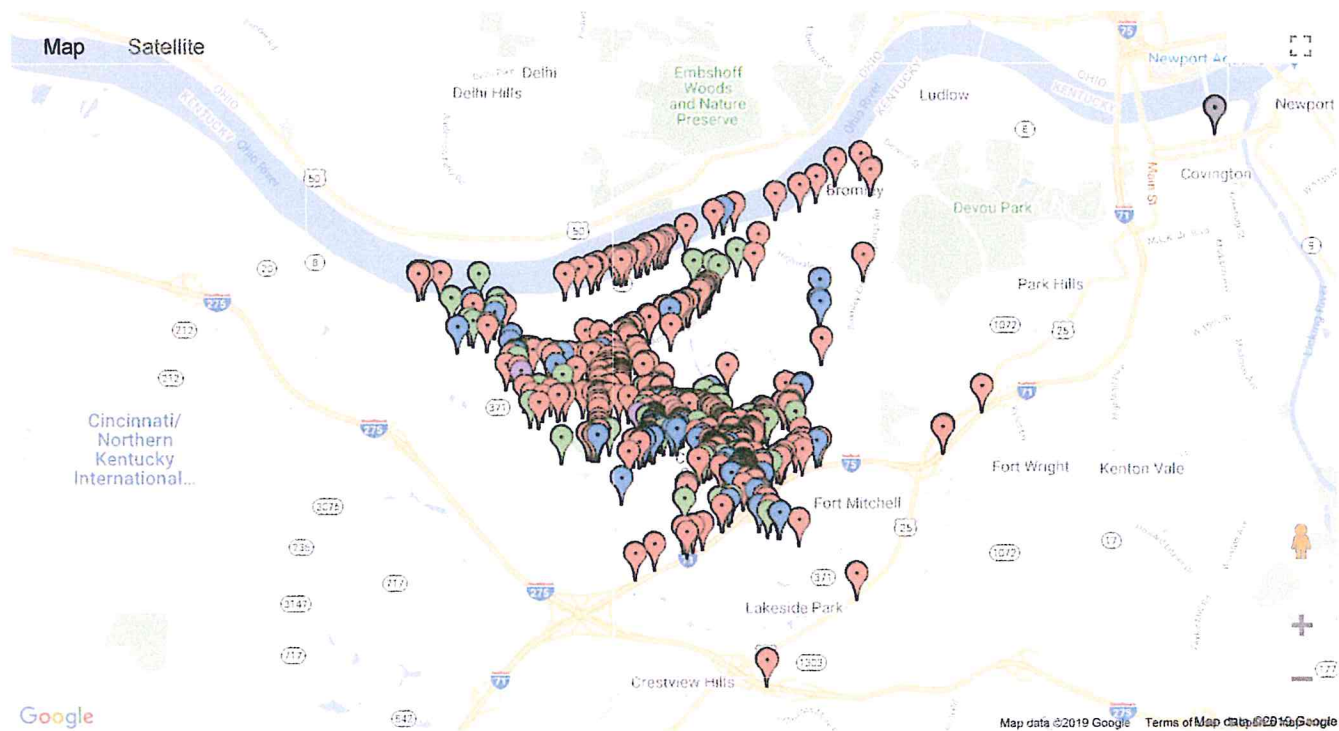


Stat Summary

Total Collisions	194
Total Injury Collisions	25
Total Injured	38
Fatal Collisions	0
Total Killed	
Commercial Vehicle Collisions	17
Property Damage Collision	20
Parking Lot Collisions	26
Private Property Collisions	19







Map

1/4/2019 12:19 PM



Citation Categories:

Click Pin to Filter

Traffic Stop (735) 
 Criminal (104) 
 Outstanding Warrant (145) 
 Criminal Summons (1) 
 Juvenile (10) 
 All 

VILLA HILLS POLICE DEPARTMENT

TRAINING REPORT FOR 2018



DATE	OFFICER	TRAINING	HOURS
2018	Allen	Videos, Simulators, DOCJT, etc.	53.5
2018	Hall	Videos, Simulators, DOCJT, etc.	151.5
2018	Horseman	Videos, Simulators, DOCJT, etc.	121
2018	Krull	Videos, Simulators, DOCJT, etc.	66.5
2018	Dooley	Videos, Simulators, DOCJT, etc.	58.5
2018	Karl	Videos, Simulators, DOCJT, etc.	1320
2018	Powell	Videos, Simulators, DOCJT, etc.	243.5
2018	Bird	Videos, Simulators, DOCJT, etc.	74.5
2018	Bradford	Videos, Simulators, DOCJT, etc.	97
2018	Bolton	Videos, Simulators, DOCJT, etc.	1240
2018	Noll	Videos, Simulators, DOCJT, etc.	48
2018	Dewaine	Videos, Simulators, DOCJT, etc.	207
2018	Dietz	Videos, Simulators, DOCJT, etc.	202
2018	Collura	Videos, Simulators, DOCJT, etc.	61
2018	Panko	Videos, Simulators, DOCJT, etc.	521
2018	Sandel	Videos, Simulators, DOCJT, etc.	3.5
2018	Finan	Videos, Simulators, DOCJT, etc.	1.5

TOTAL TRAINING HOURS:

4,470