



April 2021 EMS/Fire Response Report

	Monthly Total	Yearly Total
<b>By Unit</b>		
514	64	292
516	3	16
<b>By City</b>		
Villa Hills	30	164
Crescent Springs	24	104
Erlanger	3	14
Fort Mitchell	4	8
Lakeside Park		2
Unincorporated County	1	9
Florence	1	1
<b>By Disposition</b>		
Treated/Transported	52	231
Refusal AMA	1	23
Cancelled prior to arrival	5	21
DOA	1	5
Evaluated, no treatment/transport	8	26
No patient found		2
Possible/confirmed COVID-19		9
Total EMS Calls	67	308
Total Fire Responses	37	196
<b>City</b>		
Crescent Springs	13	73
Villa Hills	17	78
Unincorporated Kenton County	1	13
Ft. Mitchell	1	9
Erlanger	4	15
Extended area responses (TRT)	1	8
Edgewood	0	3

# Crescent Springs FD

Crescent Springs, KY

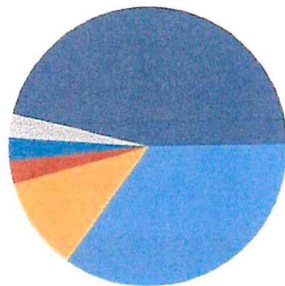
This report was generated on 5/3/2021 2:18:05 PM



## Count of Incidents by Incident Type per Zone

Incident Status: Reviewed | Start Date: 04/01/2021 | End Date: 04/30/2021

% of Incidents per Zone



- Crescent Springs - City of Crescent Springs
- Erlanger - Erlanger Fire Department
- Ft. Mitchell - Fort Mitchell Fire Department
- Kenton County - Kenton County - Covered by CSVHFD
- Point Pleasant - Point Pleasant Fire Department
- Villa Hills - City of Villa Hills

INCIDENT TYPE	# INCIDENTS	% of TOTAL
<b>Crescent Springs - City of Crescent Springs</b>		
113 - Cooking fire, confined to container	1	2.70%
321 - EMS call, excluding vehicle accident with injury	6	16.22%
322 - Motor vehicle accident with injuries	2	5.41%
412 - Gas leak (natural gas or LPG)	1	2.70%
520 - Water problem, other	1	2.70%
561 - Unauthorized burning	1	2.70%
745 - Alarm system activation, no fire - unintentional	1	2.70%
Zone: Crescent Springs - City of Crescent Springs Total Incident:	13	35.14%
<b>Erlanger - Erlanger Fire Department</b>		
571 - Cover assignment, standby, moveup	4	10.81%
Zone: Erlanger - Erlanger Fire Department Total Incident:	4	10.81%
<b>Ft. Mitchell - Fort Mitchell Fire Department</b>		
571 - Cover assignment, standby, moveup	1	2.70%
Zone: Ft. Mitchell - Fort Mitchell Fire Department Total Incident:	1	2.70%
<b>Kenton County - Kenton County - Covered by CSVHFD</b>		
321 - EMS call, excluding vehicle accident with injury	1	2.70%
Zone: Kenton County - Kenton County - Covered by CSVHFD Total Incident:	1	2.70%
<b>Point Pleasant - Point Pleasant Fire Department</b>		
571 - Cover assignment, standby, moveup	1	2.70%
Zone: Point Pleasant - Point Pleasant Fire Department Total Incident:	1	2.70%
<b>Villa Hills - City of Villa Hills</b>		
321 - EMS call, excluding vehicle accident with injury	6	16.22%
365 - Watercraft rescue	1	2.70%
412 - Gas leak (natural gas or LPG)	2	5.41%
424 - Carbon monoxide incident	2	5.41%
561 - Unauthorized burning	1	2.70%

Report shows count of incidents for Status selected.

651 - Smoke scare, odor of smoke	1	2.70%
736 - CO detector activation due to malfunction	1	2.70%
743 - Smoke detector activation, no fire - unintentional	2	5.41%
745 - Alarm system activation, no fire - unintentional	1	2.70%
Zone: Villa Hills - City of Villa Hills Total Incident:	17	45.95%
<b>TOTAL INCIDENTS FOR ALL ZONES:</b>	<b>37</b>	<b>100%</b>

Report shows count of incidents for Status selected.



# Crescent Springs FD

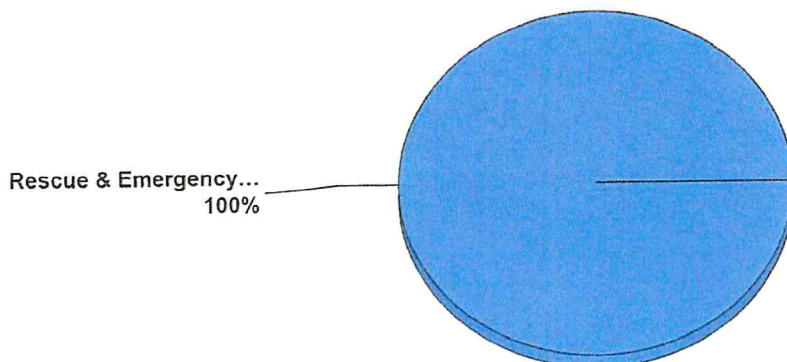
Crescent Springs, KY

This report was generated on 5/3/2021 2:17:29 PM



## Breakdown by Major Incident Types for Date Range

Zone(s): Kenton County - Kenton County - Covered by CSVHFD | Start Date: 04/01/2021 | End Date: 04/30/2021



MAJOR INCIDENT TYPE	# INCIDENTS	% of TOTAL
Rescue & Emergency Medical Service	1	100%
<b>TOTAL</b>	<b>1</b>	<b>100%</b>

Only REVIEWED and/or LOCKED IMPORTED incidents are included. Summary results for a major incident type are not displayed if the count is zero.



emergencyreporting.com  
Doc Id: 553  
Page # 1 of 2

Detailed Breakdown by Incident Type		
INCIDENT TYPE	# INCIDENTS	% of TOTAL
321 - EMS call, excluding vehicle accident with injury	1	100%
<b>TOTAL INCIDENTS:</b>	<b>1</b>	<b>100%</b>

Only REVIEWED and/or LOCKED IMPORTED incidents are included. Summary results for a major incident type are not displayed if the count is zero.



# Crescent Springs FD

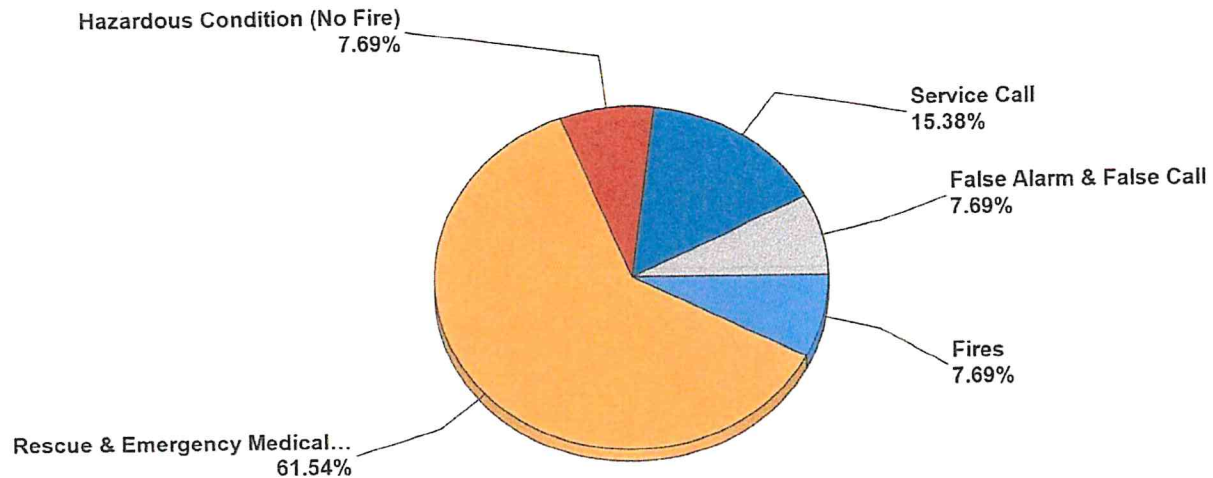
Crescent Springs, KY

This report was generated on 5/3/2021 2:16:42 PM



## Breakdown by Major Incident Types for Date Range

Zone(s): Crescent Springs - City of Crescent Springs | Start Date: 04/01/2021 | End Date: 04/30/2021



MAJOR INCIDENT TYPE	# INCIDENTS	% of TOTAL
Fires	1	7.69%
Rescue & Emergency Medical Service	8	61.54%
Hazardous Condition (No Fire)	1	7.69%
Service Call	2	15.38%
False Alarm & False Call	1	7.69%
<b>TOTAL</b>	<b>13</b>	<b>100%</b>

Only REVIEWED and/or LOCKED IMPORTED incidents are included. Summary results for a major incident type are not displayed if the count is zero.



emergencyreporting.com  
Doc Id: 553  
Page # 1 of 2

### Detailed Breakdown by Incident Type

INCIDENT TYPE	# INCIDENTS	% of TOTAL
113 - Cooking fire, confined to container	1	7.69%
321 - EMS call, excluding vehicle accident with injury	6	46.15%
322 - Motor vehicle accident with injuries	2	15.38%
412 - Gas leak (natural gas or LPG)	1	7.69%
520 - Water problem, other	1	7.69%
561 - Unauthorized burning	1	7.69%
745 - Alarm system activation, no fire - unintentional	1	7.69%
<b>TOTAL INCIDENTS:</b>	<b>13</b>	<b>100%</b>

Only REVIEWED and/or LOCKED IMPORTED incidents are included. Summary results for a major incident type are not displayed if the count is zero.



# Crescent Springs FD

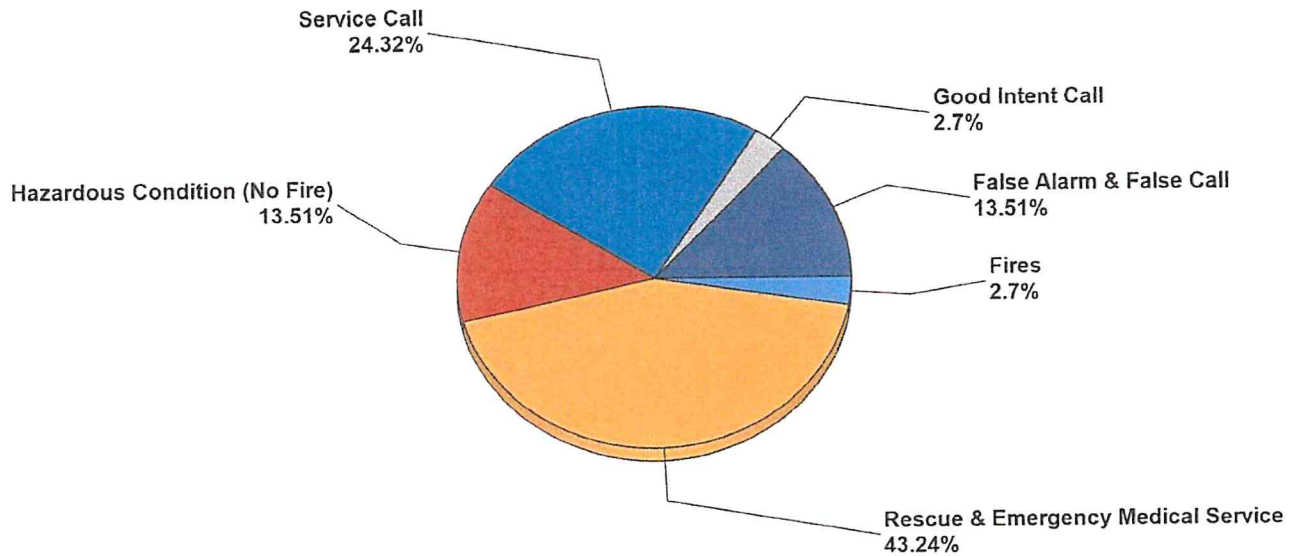
Crescent Springs, KY

This report was generated on 5/3/2021 2:16:15 PM



## Breakdown by Major Incident Types for Date Range

Zone(s): All Zones | Start Date: 04/01/2021 | End Date: 04/30/2021



MAJOR INCIDENT TYPE	# INCIDENTS	% of TOTAL
Fires	1	2.7%
Rescue & Emergency Medical Service	16	43.24%
Hazardous Condition (No Fire)	5	13.51%
Service Call	9	24.32%
Good Intent Call	1	2.7%
False Alarm & False Call	5	13.51%
<b>TOTAL</b>	<b>37</b>	<b>100%</b>

Only REVIEWED and/or LOCKED IMPORTED incidents are included. Summary results for a major incident type are not displayed if the count is zero.



emergencyreporting.com  
Doc Id: 553  
Page # 1 of 2

Detailed Breakdown by Incident Type		
INCIDENT TYPE	# INCIDENTS	% of TOTAL
113 - Cooking fire, confined to container	1	2.7%
321 - EMS call, excluding vehicle accident with injury	13	35.14%
322 - Motor vehicle accident with injuries	2	5.41%
365 - Watercraft rescue	1	2.7%
412 - Gas leak (natural gas or LPG)	3	8.11%
424 - Carbon monoxide incident	2	5.41%
520 - Water problem, other	1	2.7%
561 - Unauthorized burning	2	5.41%
571 - Cover assignment, standby, moveup	6	16.22%
651 - Smoke scare, odor of smoke	1	2.7%
736 - CO detector activation due to malfunction	1	2.7%
743 - Smoke detector activation, no fire - unintentional	2	5.41%
745 - Alarm system activation, no fire - unintentional	2	5.41%
<b>TOTAL INCIDENTS:</b>	<b>37</b>	<b>100%</b>

Only REVIEWED and/or LOCKED IMPORTED incidents are included. Summary results for a major incident type are not displayed if the count is zero.

# Crescent Springs FD

Crescent Springs, KY

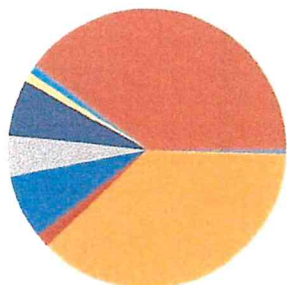
This report was generated on 5/3/2021 2:18:55 PM



## Count of Incidents by Incident Type per Zone

Incident Status: Reviewed | Start Date: 01/01/2021 | End Date: 12/31/2021

% of Incidents per Zone



Boone County - Boone County - Point Pleasant  
Crescent Springs - City of Crescent Springs  
Edgewood - Edgewood Fire Department  
Erlanger - Erlanger Fire Department  
Ft. Mitchell - Fort Mitchell Fire Department  
Kenton County - Kenton County - Covered by CSVHFD  
Point Pleasant - Point Pleasant Fire Department  
Walton - Walton Fire District  
Villa Hills - City of Villa Hills

INCIDENT TYPE	# INCIDENTS	% of TOTAL
<b>Boone County - Boone County - Point Pleasant</b>		
571 - Cover assignment, standby, moveup	1	0.51%
Zone: Boone County - Boone County - Point Pleasant Total Incident:	1	0.51%
<b>Crescent Springs - City of Crescent Springs</b>		
113 - Cooking fire, confined to container	2	1.02%
131 - Passenger vehicle fire	2	1.02%
140 - Natural vegetation fire, other	1	0.51%
240 - Explosion (no fire), other	1	0.51%
311 - Medical assist, assist EMS crew	3	1.53%
321 - EMS call, excluding vehicle accident with injury	35	17.86%
322 - Motor vehicle accident with injuries	6	3.06%
324 - Motor vehicle accident with no injuries.	1	0.51%
352 - Extrication of victim(s) from vehicle	1	0.51%
412 - Gas leak (natural gas or LPG)	1	0.51%
442 - Overheated motor	1	0.51%
445 - Arcing, shorted electrical equipment	1	0.51%
463 - Vehicle accident, general cleanup	1	0.51%
500 - Service Call, other	2	1.02%
520 - Water problem, other	2	1.02%
561 - Unauthorized burning	2	1.02%
622 - No incident found on arrival at dispatch address	1	0.51%
651 - Smoke scare, odor of smoke	2	1.02%
671 - HazMat release investigation w/no HazMat	1	0.51%
730 - System malfunction, other	1	0.51%
733 - Smoke detector activation due to malfunction	1	0.51%
736 - CO detector activation due to malfunction	1	0.51%
743 - Smoke detector activation, no fire - unintentional	3	1.53%
745 - Alarm system activation, no fire - unintentional	1	0.51%

Report shows count of incidents for Status selected.



emergencyreporting.com  
Doc Id: 1390  
Page # 1 of 3

INCIDENT TYPE	# INCIDENTS	% of TOTAL
Zone: Crescent Springs - City of Crescent Springs Total Incident:	73	37.24%
<b>Edgewood - Edgewood Fire Department</b>		
571 - Cover assignment, standby, moveup	3	1.53%
Zone: Edgewood - Edgewood Fire Department Total Incident:	3	1.53%
<b>Erlanger - Erlanger Fire Department</b>		
321 - EMS call, excluding vehicle accident with injury	1	0.51%
571 - Cover assignment, standby, moveup	14	7.14%
Zone: Erlanger - Erlanger Fire Department Total Incident:	15	7.65%
<b>Ft. Mitchell - Fort Mitchell Fire Department</b>		
322 - Motor vehicle accident with injuries	1	0.51%
500 - Service Call, other	1	0.51%
571 - Cover assignment, standby, moveup	6	3.06%
621 - Wrong location	1	0.51%
Zone: Ft. Mitchell - Fort Mitchell Fire Department Total Incident:	9	4.59%
<b>Kenton County - Kenton County - Covered by CSVHFD</b>		
321 - EMS call, excluding vehicle accident with injury	9	4.59%
322 - Motor vehicle accident with injuries	1	0.51%
324 - Motor vehicle accident with no injuries.	1	0.51%
521 - Water evacuation	1	0.51%
622 - No incident found on arrival at dispatch address	1	0.51%
Zone: Kenton County - Kenton County - Covered by CSVHFD Total Incident:	13	6.63%
<b>Point Pleasant - Point Pleasant Fire Department</b>		
571 - Cover assignment, standby, moveup	2	1.02%
Zone: Point Pleasant - Point Pleasant Fire Department Total Incident:	2	1.02%
<b>Villa Hills - City of Villa Hills</b>		
311 - Medical assist, assist EMS crew	3	1.53%
321 - EMS call, excluding vehicle accident with injury	50	25.51%
365 - Watercraft rescue	1	0.51%
412 - Gas leak (natural gas or LPG)	5	2.55%
420 - Toxic condition, other	1	0.51%
424 - Carbon monoxide incident	2	1.02%
522 - Water or steam leak	1	0.51%
561 - Unauthorized burning	2	1.02%
600 - Good intent call, other	2	1.02%
622 - No incident found on arrival at dispatch address	1	0.51%
651 - Smoke scare, odor of smoke	2	1.02%
671 - HazMat release investigation w/no HazMat	1	0.51%
736 - CO detector activation due to malfunction	1	0.51%
743 - Smoke detector activation, no fire - unintentional	4	2.04%
745 - Alarm system activation, no fire - unintentional	1	0.51%
746 - Carbon monoxide detector activation, no CO	1	0.51%
Zone: Villa Hills - City of Villa Hills Total Incident:	78	39.80%

Report shows count of incidents for Status selected.



INCIDENT TYPE	# INCIDENTS	% of TOTAL
<b>Walton - Walton Fire District</b>		
571 - Cover assignment, standby, moveup	2	1.02%
Zone: Walton - Walton Fire District Total Incident:	2	1.02%
<b>TOTAL INCIDENTS FOR ALL ZONES:</b>	<b>196</b>	<b>100%</b>

Report shows count of incidents for Status selected.



# Agency Activity Summary

## Crescent Springs / Villa Hills Fire Department

Agency: Crescent Springs / Villa Hills Fire Department | Service Date: From 04/01/2021 Through 04/30/2021

Total Number of ePCR's: 67

Total Number of Incidents: 67

### By Branch

01 Crescent Springs/Villa Hills Fire Department = 65

Left Blank = 2

### Run Disposition

	#	%		#	%
Treated/Transported	52	77.6%	Dead Prior To Arrival	1	1.5%
Treated / Transferred Care	N/A	N/A	Dead After Arrival	N/A	N/A
Treated/No Transport (AMA)	1	1.5%	Treat/Transported by Private Veh.	N/A	N/A
Treated / No Transport (Per Protocol)	N/A	N/A	Assist	1	1.5%
Transported / Refused Care	N/A	N/A	Other	N/A	N/A
No Transport / Refused Care	7	10.4%	No Patient Found	N/A	N/A
Cancelled	5	7.5%			
Left Blank	N/A	N/A			

### Run Type

#### Emergency Runs

	#	%		#	%
Stand By	64	95.5%	Non-Emergency Runs	3	4.5%
Mutual Aid	N/A	N/A	Stand By	N/A	N/A
Interfacility	3	4.5%	Mutual Aid	N/A	N/A
Intercept	N/A	N/A	Interfacility	N/A	N/A
	N/A	N/A	Intercept	N/A	N/A

#### Emergency Runs (Scheduled)

	#	%		#	%
Stand By	N/A	N/A	Non-Emergency Runs (Scheduled)	N/A	N/A
Mutual Aid	N/A	N/A	Stand By	N/A	N/A
Interfacility	N/A	N/A	Mutual Aid	N/A	N/A
Intercept	N/A	N/A	Interfacility	N/A	N/A
	N/A	N/A	Intercept	N/A	N/A

Emergency Type Left Blank: 0

### Runs by Unit

Unit	Total Runs	Treat/Transp	Treat/Transfer	Treat/No Transp(AMA)	Treat/No Transp(PP)	Transp/Ref. Care	Cancelled	Dead Prior Arr	Dead After Arr	T/T Priv Veh	No Trans/Ref. Care	Assist	Other	No Pat. Found
514	64	50	0	1	0	0	4	1	0	0	7	1	0	0
516	3	2	0	0	0	0	1	0	0	0	0	0	0	0
Total	67	52	0	1	0	0	5	1	0	0	7	1	0	0

### Runs by Service Level

Dispatched Service Level	#	%	Recommended Service Level	#	%
BLS	34	50.7%	BLS	39	58.2%
ALS	33	49.3%	ALS1	28	41.8%
SCT	N/A	N/A	ALS2	N/A	N/A
			SCT	N/A	N/A
			Rotary Wing	N/A	N/A
			Fixed Wing	N/A	N/A

# **Runs by Insurance Type with Service Level** (Multiple insurance types may have

been marked on a run)

Type	BLS	%	ALS1	%	ALS2	%	SCT	%Rotary Wing	%Fixed Wing	%	Total	%
None	39	58.2%	28	41.8%	N/A	N/A	N/A	N/A	N/A	N/A	67	100.0%

## **Runs by Primary PI**

Description	#	%
Abdominal Pain	3	4.5%
Alt. Level Conscious	1	1.5%
Anxiety	2	3.0%
Back Pain (No Trauma)	1	1.5%
Behavioral Disorder	4	6.0%
CVA/Stroke	2	3.0%
Chest Pain	3	4.5%
Dehydration Symp.	1	1.5%
Depression (acute)	1	1.5%
Dizziness	3	4.5%
Dyspnea-SOB	3	4.5%
Flu Symptoms	1	1.5%
Headache (no trauma)	1	1.5%
Hemorrhage-(severe medical)	2	3.0%
Monitoring Required	1	1.5%
No Medical Problem	6	9.0%
Obvious Death	1	1.5%
Syncope/Fainting	1	1.5%
Trauma Injury	13	19.4%
Unconscious	1	1.5%
Unknown Medical	3	4.5%
Urination Problem	1	1.5%
Vomiting	1	1.5%
Weakness	5	7.5%
Left Blank	6	9.0%
<b>Total</b>	<b>67</b>	<b>100.0%</b>

**Runs by Dispatch (EMD) Code**

<u>Description</u>	<u>#</u>	<u>%</u>
101 Abdominal/Stomach Pain	3	4.5%
105 Accident-w/Injuries	4	6.0%
112 Arm/Hand Injury	1	1.5%
113 Assault	1	1.5%
117 Back Pain/Injury	2	3.0%
118 Bleeding/Hemorrhage	2	3.0%
121 Broken/Fractured Bone	1	1.5%
123 Chest Injury/Pains	4	6.0%
125 Choking	1	1.5%
126 Diabetic Reaction	2	3.0%
127 Difficulty Breathing	6	9.0%
128 Dizzy	1	1.5%
133 Emotional Crisis	5	7.5%
137 Fall	11	16.4%
140 Head Injury	2	3.0%
141 Headache	1	1.5%
143 Ill/Non-Specific	11	16.4%
146 Non-Responsive Person	6	9.0%
157 Stabbing	1	1.5%
158 Stroke	2	3.0%
<i>Left Blank</i>	0	0.0%
<i>Total</i>	67	100.0%

**Transport From (Category)**

	<u>#</u>	<u>%</u>
--Left Blank--	67	100.0%
Total	67	100.0%

**Transport From (Facility)**

	<u>#</u>	<u>%</u>
--Left Blank--	67	100.0%
Total	67	100.0%

**Transport To (Destination Facility)**

	<u>#</u>	<u>%</u>
St. Elizabeth Edgewood	46	68.7%
--Left Blank--	15	22.4%
St. Elizabeth Florence	5	7.5%
University of Cincinnati	1	1.5%
Total	67	100.0%