



March 2021 EMS/Fire Response Report

	Monthly Total	Yearly Total
By Unit		
514	78	228
516	1	13
By City		
Villa Hills	39	134
Crescent Springs	28	80
Erlanger	3	11
Fort Mitchell	3	4
Lakeside Park	1	2
Unincorporated County	4	8
By Disposition		
Treated/Transported	53	179
Refusal AMA	15	22
Cancelled prior to arrival	9	16
DOA	1	4
Evaluated, no treatment/transport	1	18
No patient found		2
Possible/confirmed COVID-19	1	9
Total EMS Calls	79	241
Total Fire Responses		100
City		
Crescent Springs	18	50
Villa Hills	26	68
Unincorporated Kenton County	4	11
Ft. Mitchell	3	11
Erlanger	3	8
Extended area responses (TRT)	4	7
Edgewood	1	3

Crescent Springs FD

Crescent Springs, KY

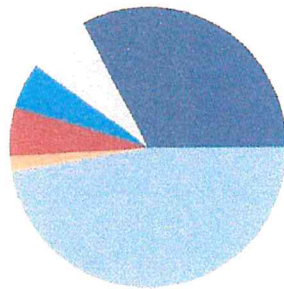
This report was generated on 4/12/2021 10:55:33 AM



Count of Incidents by Incident Type per Zone

Incident Status: Reviewed | Start Date: 03/01/2021 | End Date: 03/31/2021

% of Incidents per Zone



- Crescent Springs - City of Crescent Springs
- Edgewood - Edgewood Fire Department
- Erlanger - Erlanger Fire Department
- Ft. Mitchell - Fort Mitchell Fire Department
- Kenton County - Kenton County - Covered by CSVHFD
- Villa Hills - City of Villa Hills

INCIDENT TYPE	# INCIDENTS	% of TOTAL
Crescent Springs - City of Crescent Springs		
113 - Cooking fire, confined to container	1	1.82%
131 - Passenger vehicle fire	2	3.64%
140 - Natural vegetation fire, other	1	1.82%
311 - Medical assist, assist EMS crew	2	3.64%
321 - EMS call, excluding vehicle accident with injury	13	23.64%
322 - Motor vehicle accident with injuries	1	1.82%
324 - Motor vehicle accident with no injuries.	1	1.82%
445 - Arcing, shorted electrical equipment	1	1.82%
500 - Service Call, other	2	3.64%
622 - No incident found on arrival at dispatch address	1	1.82%
730 - System malfunction, other	1	1.82%
Zone: Crescent Springs - City of Crescent Springs Total Incident:	26	47.27%
Edgewood - Edgewood Fire Department		
571 - Cover assignment, standby, moveup	1	1.82%
Zone: Edgewood - Edgewood Fire Department Total Incident:	1	1.82%
Erlanger - Erlanger Fire Department		
571 - Cover assignment, standby, moveup	3	5.45%
Zone: Erlanger - Erlanger Fire Department Total Incident:	3	5.45%
Ft. Mitchell - Fort Mitchell Fire Department		
322 - Motor vehicle accident with injuries	1	1.82%
571 - Cover assignment, standby, moveup	1	1.82%
621 - Wrong location	1	1.82%
Zone: Ft. Mitchell - Fort Mitchell Fire Department Total Incident:	3	5.45%
Kenton County - Kenton County - Covered by CSVHFD		
321 - EMS call, excluding vehicle accident with injury	4	7.27%
Zone: Kenton County - Kenton County - Covered by CSVHFD Total Incident:	4	7.27%

Report shows count of incidents for Status selected.



INCIDENT TYPE	# INCIDENTS	% of TOTAL
Villa Hills - City of Villa Hills		
321 - EMS call, excluding vehicle accident with injury	11	20.00%
412 - Gas leak (natural gas or LPG)	2	3.64%
561 - Unauthorized burning	1	1.82%
600 - Good intent call, other	1	1.82%
651 - Smoke scare, odor of smoke	1	1.82%
743 - Smoke detector activation, no fire - unintentional	2	3.64%
Zone: Villa Hills - City of Villa Hills Total Incident:	18	32.73%
TOTAL INCIDENTS FOR ALL ZONES:	55	100%

Report shows count of incidents for Status selected.



Crescent Springs FD

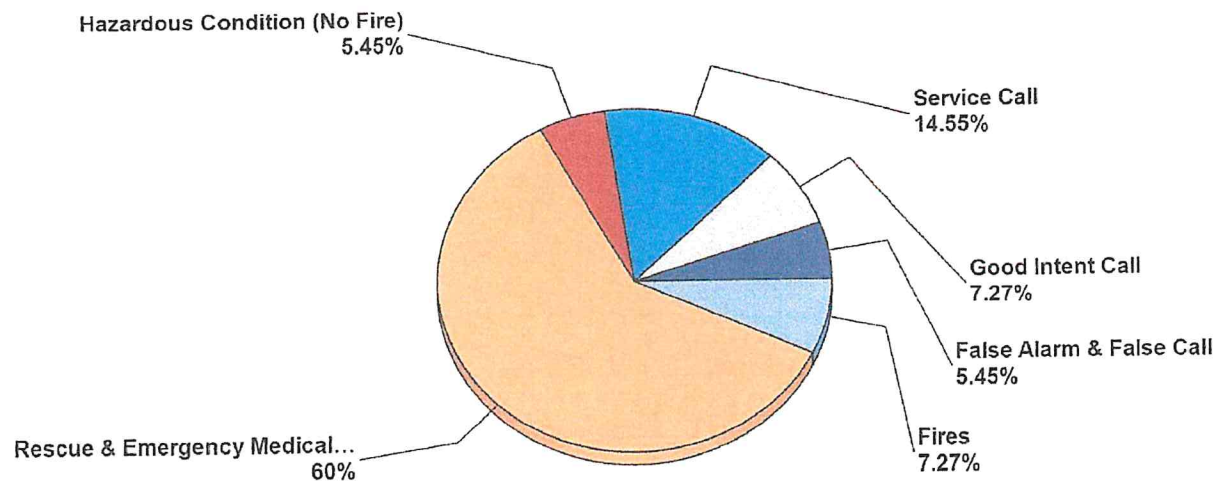
Crescent Springs, KY

This report was generated on 4/12/2021 10:54:14 AM



Breakdown by Major Incident Types for Date Range

Zone(s): All Zones | Start Date: 03/01/2021 | End Date: 03/31/2021



MAJOR INCIDENT TYPE	# INCIDENTS	% of TOTAL
Fires	4	7.27%
Rescue & Emergency Medical Service	33	60%
Hazardous Condition (No Fire)	3	5.45%
Service Call	8	14.55%
Good Intent Call	4	7.27%
False Alarm & False Call	3	5.45%
TOTAL	55	100%

Only REVIEWED and/or LOCKED IMPORTED incidents are included. Summary results for a major incident type are not displayed if the count is zero.

Detailed Breakdown by Incident Type

INCIDENT TYPE	# INCIDENTS	% of TOTAL
113 - Cooking fire, confined to container	1	1.82%
131 - Passenger vehicle fire	2	3.64%
140 - Natural vegetation fire, other	1	1.82%
311 - Medical assist, assist EMS crew	2	3.64%
321 - EMS call, excluding vehicle accident with injury	28	50.91%
322 - Motor vehicle accident with injuries	2	3.64%
324 - Motor vehicle accident with no injuries.	1	1.82%
412 - Gas leak (natural gas or LPG)	2	3.64%
445 - Arcing, shorted electrical equipment	1	1.82%
500 - Service Call, other	2	3.64%
561 - Unauthorized burning	1	1.82%
571 - Cover assignment, standby, moveup	5	9.09%
600 - Good intent call, other	1	1.82%
621 - Wrong location	1	1.82%
622 - No incident found on arrival at dispatch address	1	1.82%
651 - Smoke scare, odor of smoke	1	1.82%
730 - System malfunction, other	1	1.82%
743 - Smoke detector activation, no fire - unintentional	2	3.64%
TOTAL INCIDENTS:	55	100%

Only REVIEWED and/or LOCKED IMPORTED incidents are included. Summary results for a major incident type are not displayed if the count is zero.



Crescent Springs FD

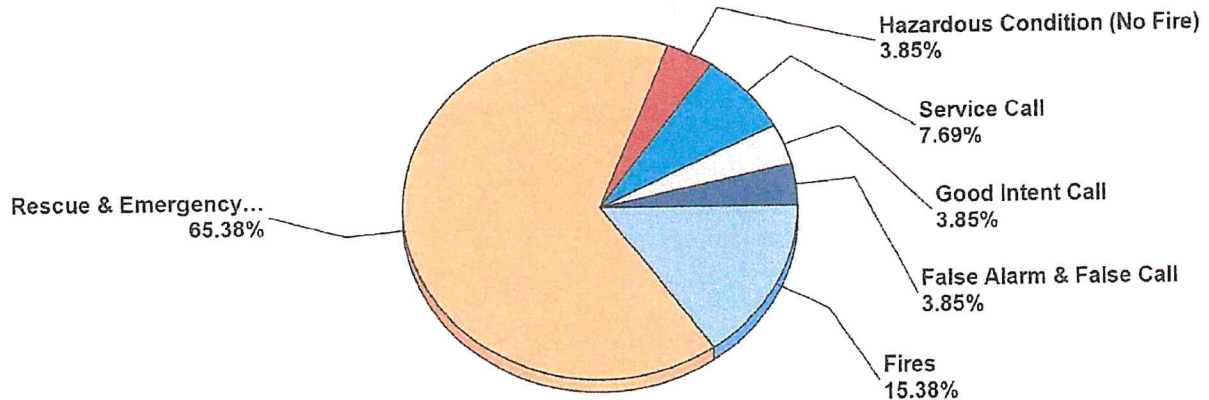
Crescent Springs, KY

This report was generated on 4/12/2021 11:04:14 AM



Breakdown by Major Incident Types for Date Range

Zone(s): Crescent Springs - City of Crescent Springs | Start Date: 03/01/2021 | End Date: 03/31/2021



MAJOR INCIDENT TYPE	# INCIDENTS	% of TOTAL
Fires	4	15.38%
Rescue & Emergency Medical Service	17	65.38%
Hazardous Condition (No Fire)	1	3.85%
Service Call	2	7.69%
Good Intent Call	1	3.85%
False Alarm & False Call	1	3.85%
TOTAL	26	100%

Only REVIEWED and/or LOCKED IMPORTED incidents are included. Summary results for a major incident type are not displayed if the count is zero.



emergencyreporting.com
Doc Id: 553
Page # 1 of 2

Detailed Breakdown by Incident Type

INCIDENT TYPE	# INCIDENTS	% of TOTAL
113 - Cooking fire, confined to container	1	3.85%
131 - Passenger vehicle fire	2	7.69%
140 - Natural vegetation fire, other	1	3.85%
311 - Medical assist, assist EMS crew	2	7.69%
321 - EMS call, excluding vehicle accident with injury	13	50%
322 - Motor vehicle accident with injuries	1	3.85%
324 - Motor vehicle accident with no injuries.	1	3.85%
445 - Arcing, shorted electrical equipment	1	3.85%
500 - Service Call, other	2	7.69%
622 - No incident found on arrival at dispatch address	1	3.85%
730 - System malfunction, other	1	3.85%
TOTAL INCIDENTS:	26	100%

Only REVIEWED and/or LOCKED IMPORTED incidents are included. Summary results for a major incident type are not displayed if the count is zero.



Crescent Springs FD

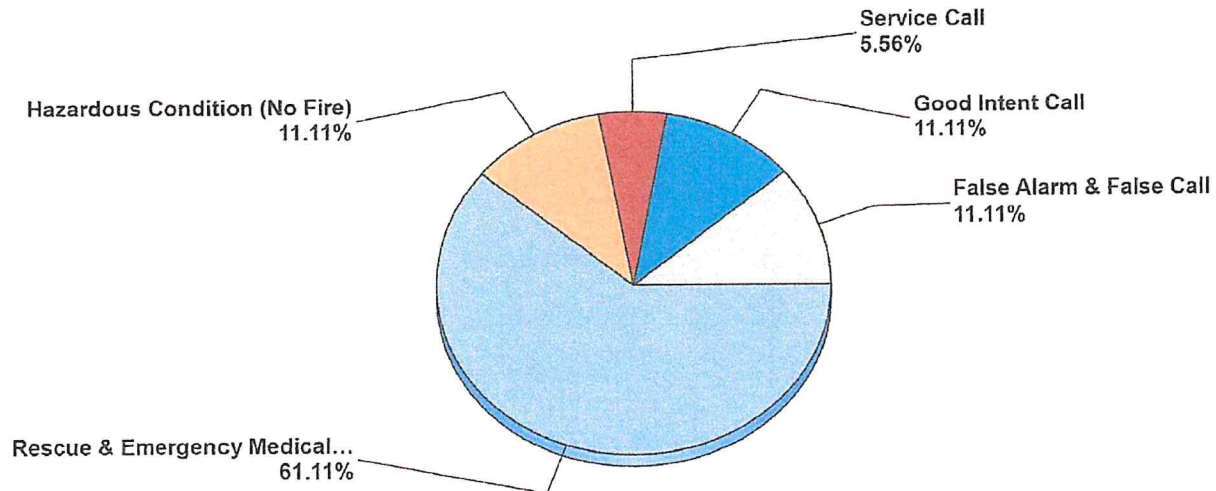
Crescent Springs, KY

This report was generated on 4/12/2021 10:55:04 AM



Breakdown by Major Incident Types for Date Range

Zone(s): Villa Hills - City of Villa Hills | Start Date: 03/01/2021 | End Date: 03/31/2021



MAJOR INCIDENT TYPE	# INCIDENTS	% of TOTAL
Rescue & Emergency Medical Service	11	61.11%
Hazardous Condition (No Fire)	2	11.11%
Service Call	1	5.56%
Good Intent Call	2	11.11%
False Alarm & False Call	2	11.11%
TOTAL	18	100%

Only REVIEWED and/or LOCKED IMPORTED incidents are included. Summary results for a major incident type are not displayed if the count is zero.



emergencyreporting.com

Doc Id: 553

Page # 1 of 2

Detailed Breakdown by Incident Type

INCIDENT TYPE	# INCIDENTS	% of TOTAL
321 - EMS call, excluding vehicle accident with injury	11	61.11%
412 - Gas leak (natural gas or LPG)	2	11.11%
561 - Unauthorized burning	1	5.56%
600 - Good intent call, other	1	5.56%
651 - Smoke scare, odor of smoke	1	5.56%
743 - Smoke detector activation, no fire - unintentional	2	11.11%
TOTAL INCIDENTS:	18	100%

Only REVIEWED and/or LOCKED IMPORTED incidents are included. Summary results for a major incident type are not displayed if the count is zero.



Crescent Springs FD

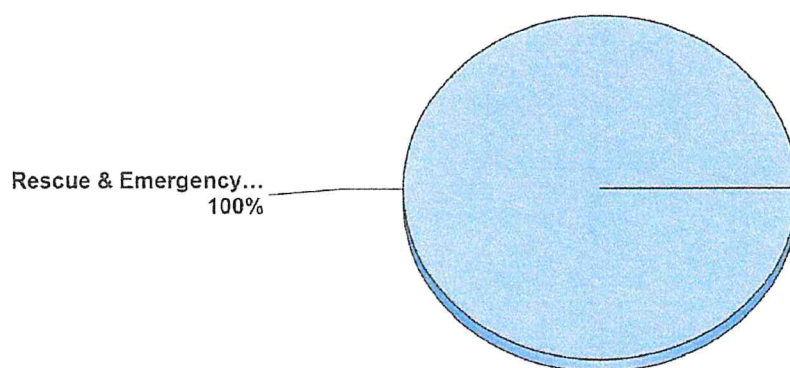
Crescent Springs, KY

This report was generated on 4/12/2021 11:32:32 AM



Breakdown by Major Incident Types for Date Range

Zone(s): Kenton County - Kenton County - Covered by CSVHFD | Start Date: 03/01/2021 | End Date: 03/31/2021



MAJOR INCIDENT TYPE	# INCIDENTS	% of TOTAL
Rescue & Emergency Medical Service	4	100%
TOTAL	4	100%

Only REVIEWED and/or LOCKED IMPORTED incidents are included. Summary results for a major incident type are not displayed if the count is zero.

Detailed Breakdown by Incident Type

INCIDENT TYPE	# INCIDENTS	% of TOTAL
321 - EMS call, excluding vehicle accident with injury	4	100%
TOTAL INCIDENTS:	4	100%

Only REVIEWED and/or LOCKED IMPORTED incidents are included. Summary results for a major incident type are not displayed if the count is zero.



Agency Activity Summary

Crescent Springs / Villa Hills Fire Department

Agency: Crescent Springs / Villa Hills Fire Department | Service Date: From 03/01/2021 Through 03/31/2021

Total Number of ePCRs: 79

Total Number of Incidents: 79

By Branch

01 Crescent Springs/Villa Hills Fire
Department = 78

Left Blank = 1

Run Disposition

	#	%		#	%
Treated/Transported	53	67.1%	Dead Prior To Arrival	1	1.3%
Treated / Transferred Care	N/A	N/A	Dead After Arrival	N/A	N/A
Treated/No Transport (AMA)	1	1.3%	Treat/Transported by Private Veh.	N/A	N/A
Treated / No Transport (Per Protocol)	N/A	N/A	Assist	N/A	N/A
Transported / Refused Care	N/A	N/A	Other	N/A	N/A
No Transport / Refused Care	15	19.0%	No Patient Found	N/A	N/A
Cancelled	9	11.4%			
Left Blank	N/A	N/A			

Run Type

	#	%		#	%
Emergency Runs	77	97.5%	Non-Emergency Runs	2	2.5%
Stand By	1	1.3%	Stand By	N/A	N/A
Mutual Aid	3	3.8%	Mutual Aid	N/A	N/A
Interfacility	N/A	N/A	Interfacility	N/A	N/A
Intercept	N/A	N/A	Intercept	N/A	N/A
Emergency Runs (Scheduled)	N/A	N/A	Non-Emergency Runs (Scheduled)	N/A	N/A
Stand By	N/A	N/A	Stand By	N/A	N/A
Mutual Aid	N/A	N/A	Mutual Aid	N/A	N/A
Interfacility	N/A	N/A	Interfacility	N/A	N/A
Intercept	N/A	N/A	Intercept	N/A	N/A

Emergency Type Left Blank: 0

Runs by Unit

Unit	Total Runs	Treat/ Transp	Treat/ Transfer	Treat/No Transp(AMA)	Treat/No Transp(PP)	Transp/ Ref. Care	Cancelled	Dead Prior Arr	Dead After Arr	T/T Priv Veh	No Trans/ Ref. Care	Assist	Other	No Pat. Found
514	78	52	0	1	0	0	9	1	0	0	15	0	0	0
516	1	1	0	0	0	0	0	0	0	0	0	0	0	0
Total	79	53	0	1	0	0	9	1	0	0	15	0	0	0

Runs by Service Level

Dispatched Service Level	#	%	Recommended Service Level	#	%
BLS	35	44.3%	BLS	50	63.3%
ALS	44	55.7%	ALS1	29	36.7%
SCT	N/A	N/A	ALS2	N/A	N/A
			SCT	N/A	N/A
			Rotary Wing	N/A	N/A
			Fixed Wing	N/A	N/A

Runs by Insurance Type with Service Level *(Multiple insurance types may have*

been marked on a run)

Type	BLS	%	ALS1	%	ALS2	%	SCT	%Rotary Wing	%Fixed Wing	%	Total	%
None	50	63.3%	29	36.7%	N/A	N/A	N/A	N/A	N/A	N/A	79	100.0%

Runs by Primary PI

Description	#	%
Abdominal Pain	1	1.3%
Alt. Level Conscious	1	1.3%
Anxiety	4	5.1%
Apnea	2	2.5%
Back Pain (No Trauma)	2	2.5%
Behavioral Disorder	2	2.5%
COVID 19	1	1.3%
Cardiac Arrest	1	1.3%
Cardiac Symptoms	4	5.1%
Chest Pain	2	2.5%
Diabetic Symptoms	1	1.3%
Dizziness	2	2.5%
Dyspnea-SOB	8	10.1%
Hemorrhage-(severe medical)	1	1.3%
Monitoring Required	2	2.5%
Nausea	1	1.3%
No Medical Problem	5	6.3%
Obvious Death	1	1.3%
Poisoning	1	1.3%
Psychiatric Emerg.	1	1.3%
Seizure	1	1.3%
Trauma Injury	9	11.4%
Unconscious	1	1.3%
Unknown Medical	8	10.1%
Urination Problem	2	2.5%
Weakness	6	7.6%
Left Blank	9	11.4%
Total	79	100.0%

Runs by Dispatch (EMD) Code

<u>Description</u>	<u>#</u>	<u>%</u>
105 Accident-w/Injuries	5	6.3%
107 Administrative	1	1.3%
109 Alarm-Medical Emergency	2	2.5%
113 Assault	1	1.3%
114 Assault w/Injuries	1	1.3%
117 Back Pain/Injury	1	1.3%
121 Broken/Fractured Bone	2	2.5%
122 Burn/Scalding	1	1.3%
123 Chest Injury/Pains	4	5.1%
126 Diabetic Reaction	1	1.3%
127 Difficulty Breathing	15	19.0%
128 Dizzy	3	3.8%
133 Emotional Crisis	4	5.1%
137 Fall	12	15.2%
140 Head Injury	3	3.8%
143 Ill/Non-Specific	11	13.9%
146 Non-Responsive Person	5	6.3%
147 Not Breathing	2	2.5%
148 Overdose/Medication	1	1.3%
152 Seizure	3	3.8%
158 Stroke	1	1.3%
Left Blank	0	0.0%
<i>Total</i>	79	100.0%

Transport From (Category)

	<u>#</u>	<u>%</u>
--Left Blank--	79	100.0%
<i>Total</i>	79	100.0%

Transport From (Facility)

	<u>#</u>	<u>%</u>
--Left Blank--	78	98.7%
St. Elizabeth Edgewood	1	1.3%
<i>Total</i>	79	100.0%

Transport To (Destination Facility)

	<u>#</u>	<u>%</u>
St. Elizabeth Edgewood	49	62.0%
--Left Blank--	26	32.9%
University of Cincinnati	2	2.5%
Cincinnati Children's Hospital Medical Center	1	1.3%
St. Elizabeth Florence	1	1.3%
<i>Total</i>	79	100.0%

**Crescent Springs Villa Hills Fire & EMS- E M S Billing
Collection Report - By Financial Class**

Period: 03/01/2021 to 3/31/2021

REPORT #1

Insurance Classification

Transports	Current Month	Fiscal Year-To-Date
Auto Insurance	\$0.00	\$2,722.00
Contract	\$0.00	\$1,840.00
Medicaid	\$903.10	\$8,412.45
Medicare	\$13,142.28	\$77,622.95
Private Insurance	\$2,844.99	\$44,181.19
Self Pay	\$729.66	\$909.66
Work Comp	\$0.00	\$1,521.55
Collection Accounts	\$0.00	\$0.00

SUB-TOTAL	\$17,620.03	\$137,209.80
------------------	--------------------	---------------------

Insurance Classification

Non Transports	Current Month	Fiscal Year-To-Date
	\$0.00	\$0.00
Collection Accounts	\$0.00	\$0.00

SUB-TOTAL	\$0.00	\$0.00
------------------	---------------	---------------

Unidentified Payments	\$0.00	\$0.00
------------------------------	---------------	---------------

Refunds		(\$1,044.18)
----------------	--	---------------------

NET TOTAL	\$17,620.03	\$135,510.62
------------------	--------------------	---------------------