



# April 2021 EMS/Fire Response Report

	Monthly Total	Yearly Total
<b>By Unit</b>		
514	99	327
516	9	22
<b>By City</b>		
Villa Hills	56	190
Crescent Springs	34	114
Erlanger	6	17
Fort Mitchell	1	5
Lakeside Park		2
Unincorporated County	11	19
<b>By Disposition</b>		
Treated/Transported	78	257
Refusal AMA	7	29
Cancelled prior to arrival	8	24
DOA	1	5
Evaluated, no treatment/transport	14	32
No patient found		2
Possible/confirmed COVID-19		9
Total EMS Calls	108	381
Total Fire Responses	53	249
<b>City</b>		
Crescent Springs	21	94
Villa Hills	18	96
Unincorporated Kenton County	4	17
Ft. Mitchell	1	10
Erlanger	7	22
Extended area responses (TRT)	1	9
Edgewood	1	4



# Crescent Springs FD

Crescent Springs, KY

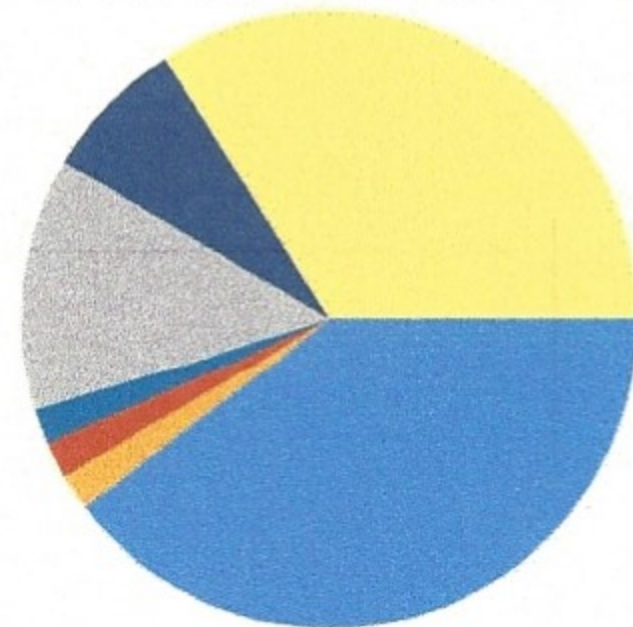
This report was generated on 6/7/2021 9:19:04 AM



## Count of Incidents by Incident Type per Zone

Incident Status: Reviewed | Start Date: 05/01/2021 | End Date: 05/31/2021

% of Incidents per Zone



- Crescent Springs - City of Crescent Springs
- Edgewood - Edgewood Fire Department
- Ft. Mitchell - Fort Mitchell Fire Department
- Union - Union Fire District
- Erlanger - Erlanger Fire Department
- Kenton County - Kenton County - Covered by CSVHFD
- Villa Hills - City of Villa Hills

INCIDENT TYPE	# INCIDENTS	% of TOTAL
<b>Crescent Springs - City of Crescent Springs</b>		
131 - Passenger vehicle fire	1	1.89%
321 - EMS call, excluding vehicle accident with injury	13	24.53%
322 - Motor vehicle accident with injuries	1	1.89%
631 - Authorized controlled burning	1	1.89%
651 - Smoke scare, odor of smoke	1	1.89%
743 - Smoke detector activation, no fire - unintentional	1	1.89%
745 - Alarm system activation, no fire - unintentional	3	5.66%
Zone: Crescent Springs - City of Crescent Springs Total Incident:	21	39.62%
<b>Edgewood - Edgewood Fire Department</b>		
571 - Cover assignment, standby, moveup	1	1.89%
Zone: Edgewood - Edgewood Fire Department Total Incident:	1	1.89%
<b>Erlanger - Erlanger Fire Department</b>		
571 - Cover assignment, standby, moveup	7	13.21%
Zone: Erlanger - Erlanger Fire Department Total Incident:	7	13.21%
<b>Ft. Mitchell - Fort Mitchell Fire Department</b>		
571 - Cover assignment, standby, moveup	1	1.89%
Zone: Ft. Mitchell - Fort Mitchell Fire Department Total Incident:	1	1.89%
<b>Kenton County - Kenton County - Covered by CSVHFD</b>		
321 - EMS call, excluding vehicle accident with injury	3	5.66%
520 - Water problem, other	1	1.89%
Zone: Kenton County - Kenton County - Covered by CSVHFD Total Incident:	4	7.55%
<b>Union - Union Fire District</b>		
341 - Search for person on land	1	1.89%
Zone: Union - Union Fire District Total Incident:	1	1.89%
<b>Villa Hills - City of Villa Hills</b>		
321 - EMS call, excluding vehicle accident with injury	10	18.87%

Report shows count of incidents for Status selected.



emergencyreporting.com

Doc Id: 1390

Page # 1 of 2



322 - Motor vehicle accident with injuries	1	1.89%
440 - Electrical wiring/equipment problem, other	1	1.89%
445 - Arcing, shorted electrical equipment	1	1.89%
600 - Good intent call, other	1	1.89%
611 - Dispatched & cancelled en route	1	1.89%
710 - Malicious, mischievous false call, other	1	1.89%
743 - Smoke detector activation, no fire - unintentional	2	3.77%
Zone: Villa Hills - City of Villa Hills Total Incident:	18	33.96%
<b>TOTAL INCIDENTS FOR ALL ZONES:</b>	<b>53</b>	<b>100%</b>

Report shows count of incidents for Status selected.



emergencyreporting.com

Doc Id: 1390

Page # 2 of 2



# Crescent Springs FD

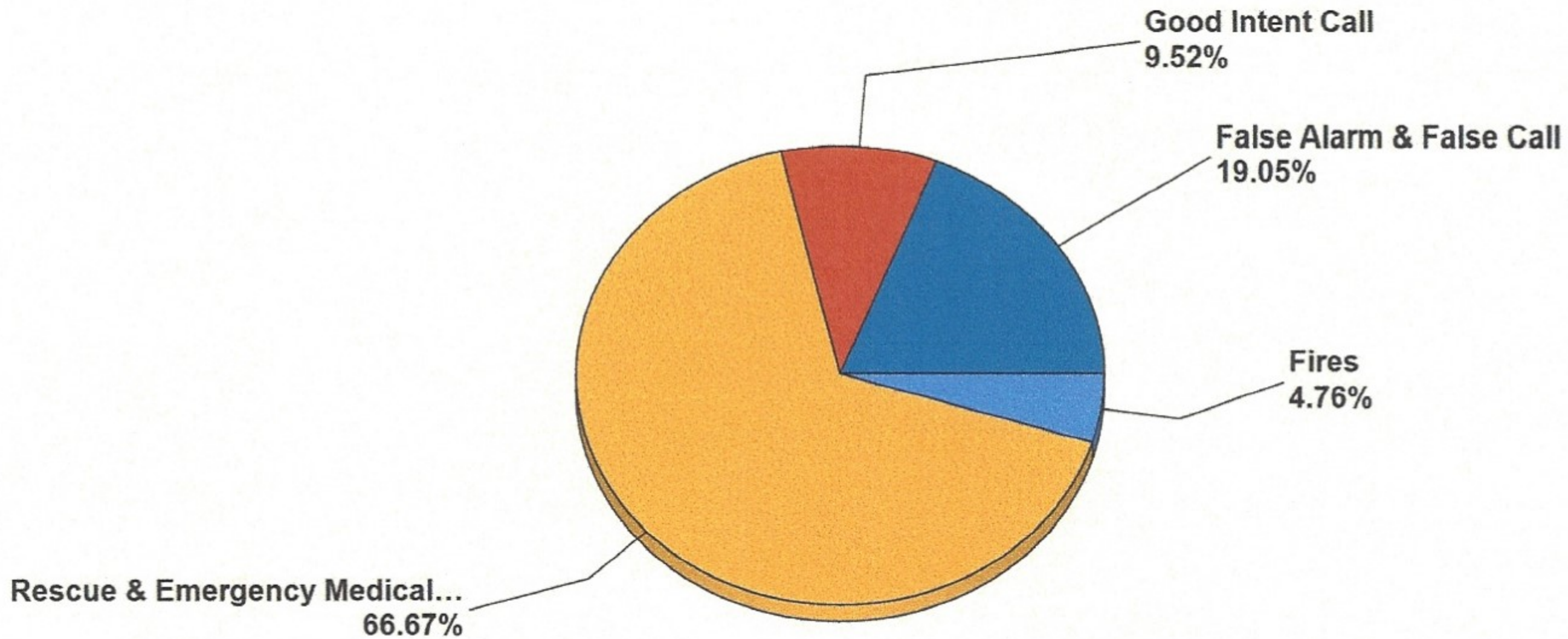
Crescent Springs, KY

This report was generated on 6/7/2021 9:20:57 AM



## Breakdown by Major Incident Types for Date Range

Zone(s): Crescent Springs - City of Crescent Springs | Start Date: 05/01/2021 | End Date: 05/31/2021



MAJOR INCIDENT TYPE	# INCIDENTS	% of TOTAL
Fires	1	4.76%
Rescue & Emergency Medical Service	14	66.67%
Good Intent Call	2	9.52%
False Alarm & False Call	4	19.05%
<b>TOTAL</b>	<b>21</b>	<b>100%</b>

Only REVIEWED and/or LOCKED IMPORTED incidents are included. Summary results for a major incident type are not displayed if the count is zero.



emergencyreporting.com

Doc Id: 553

Page # 1 of 2



Detailed Breakdown by Incident Type		
INCIDENT TYPE	# INCIDENTS	% of TOTAL
131 - Passenger vehicle fire	1	4.76%
321 - EMS call, excluding vehicle accident with injury	13	61.9%
322 - Motor vehicle accident with injuries	1	4.76%
631 - Authorized controlled burning	1	4.76%
651 - Smoke scare, odor of smoke	1	4.76%
743 - Smoke detector activation, no fire - unintentional	1	4.76%
745 - Alarm system activation, no fire - unintentional	3	14.29%
<b>TOTAL INCIDENTS:</b>	<b>21</b>	<b>100%</b>

Only REVIEWED and/or LOCKED IMPORTED incidents are included. Summary results for a major incident type are not displayed if the count is zero.





# Crescent Springs FD

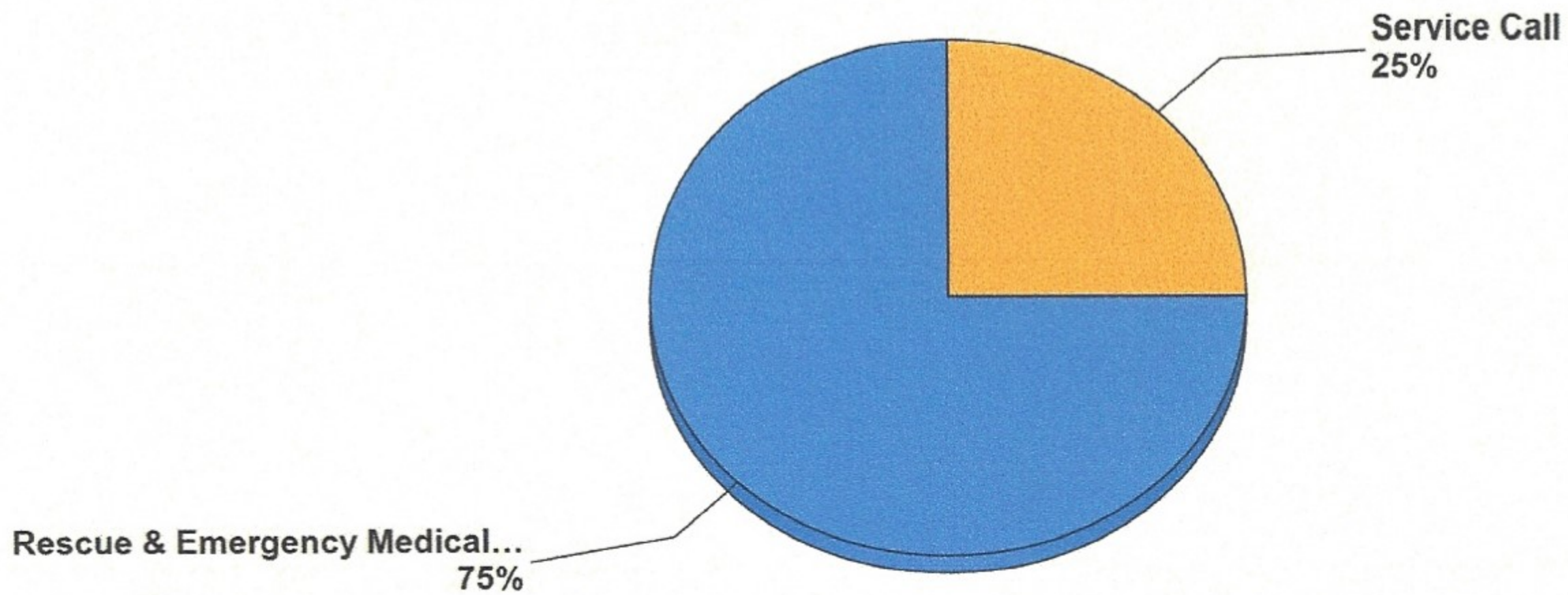
Crescent Springs, KY

This report was generated on 6/7/2021 9:22:28 AM



## Breakdown by Major Incident Types for Date Range

Zone(s): Kenton County - Kenton County - Covered by CSVHFD | Start Date: 05/01/2021 | End Date: 05/31/2021



MAJOR INCIDENT TYPE	# INCIDENTS	% of TOTAL
Rescue & Emergency Medical Service	3	75%
Service Call	1	25%
<b>TOTAL</b>	<b>4</b>	<b>100%</b>

Only REVIEWED and/or LOCKED IMPORTED incidents are included. Summary results for a major incident type are not displayed if the count is zero.



emergencyreporting.com

Doc Id: 553

Page # 1 of 2



### Detailed Breakdown by Incident Type

INCIDENT TYPE	# INCIDENTS	% of TOTAL
321 - EMS call, excluding vehicle accident with injury	3	75%
520 - Water problem, other	1	25%
<b>TOTAL INCIDENTS:</b>	<b>4</b>	<b>100%</b>

Only REVIEWED and/or LOCKED IMPORTED incidents are included. Summary results for a major incident type are not displayed if the count is zero.



emergencyreporting.com

Doc Id: 553

Page # 2 of 2



# Crescent Springs FD

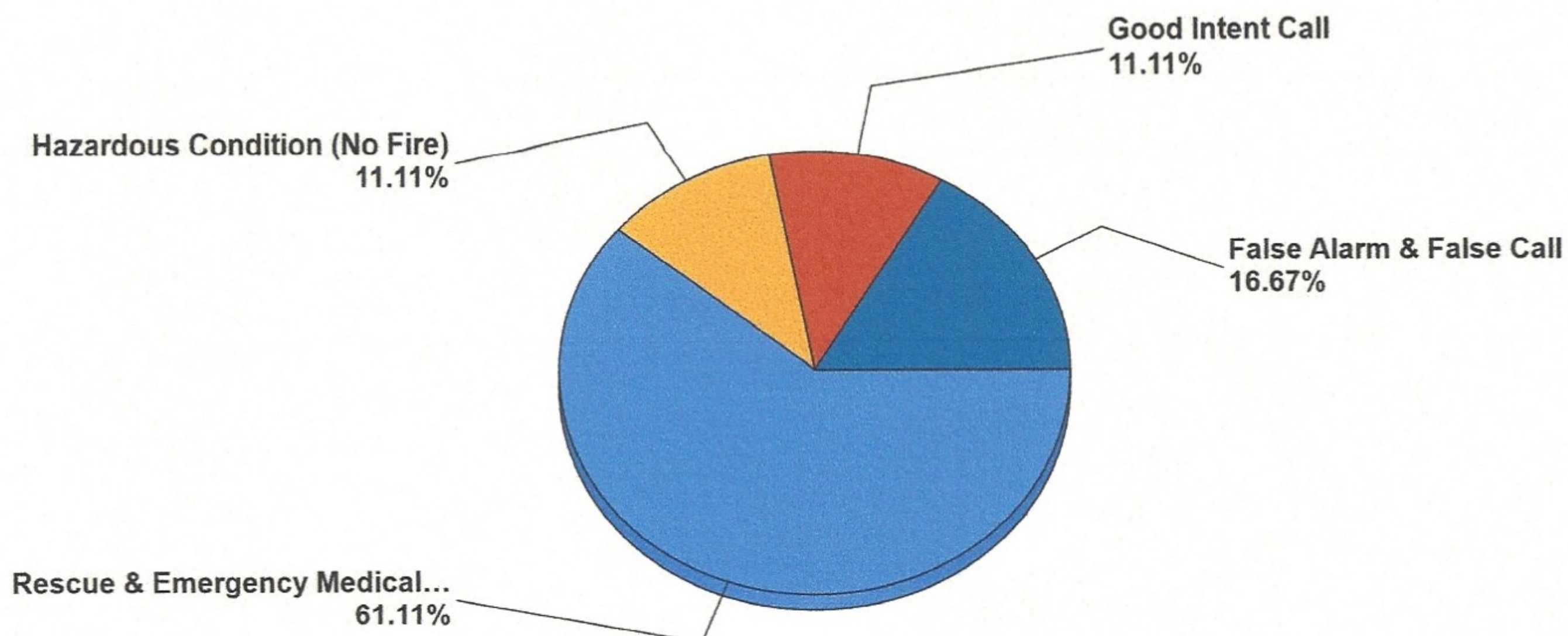
Crescent Springs, KY

This report was generated on 6/7/2021 9:23:17 AM



## Breakdown by Major Incident Types for Date Range

Zone(s): Villa Hills - City of Villa Hills | Start Date: 05/01/2021 | End Date: 05/31/2021



MAJOR INCIDENT TYPE	# INCIDENTS	% of TOTAL
Rescue & Emergency Medical Service	11	61.11%
Hazardous Condition (No Fire)	2	11.11%
Good Intent Call	2	11.11%
False Alarm & False Call	3	16.67%
<b>TOTAL</b>	<b>18</b>	<b>100%</b>

Only REVIEWED and/or LOCKED IMPORTED incidents are included. Summary results for a major incident type are not displayed if the count is zero.



emergencyreporting.com

Doc Id: 553

Page # 1 of 2



### Detailed Breakdown by Incident Type

INCIDENT TYPE	# INCIDENTS	% of TOTAL
321 - EMS call, excluding vehicle accident with injury	10	55.56%
322 - Motor vehicle accident with injuries	1	5.56%
440 - Electrical wiring/equipment problem, other	1	5.56%
445 - Arcing, shorted electrical equipment	1	5.56%
600 - Good intent call, other	1	5.56%
611 - Dispatched & cancelled en route	1	5.56%
710 - Malicious, mischievous false call, other	1	5.56%
743 - Smoke detector activation, no fire - unintentional	2	11.11%
<b>TOTAL INCIDENTS:</b>	<b>18</b>	<b>100%</b>

Only REVIEWED and/or LOCKED IMPORTED incidents are included. Summary results for a major incident type are not displayed if the count is zero.



emergencyreporting.com

Doc Id: 553

Page # 2 of 2



# Agency Activity Summary

## Crescent Springs / Villa Hills Fire Department

Agency: Crescent Springs / Villa Hills Fire Department | Service Date: From 05/01/2021 Through 05/31/2021

**Total Number of ePCRs: 108**

**Total Number of Incidents: 108**

### By Branch

01 Crescent Springs/Villa Hills Fire Department = 97

Left Blank = 11

### Run Disposition

	#	%		#	%
Treated/Transported	78	72.2%	Dead Prior To Arrival	1	0.9%
Treated / Transferred Care	1	0.9%	Dead After Arrival	N/A	N/A
Treated/No Transport (AMA)	6	5.6%	Treat/Transported by Private Veh.	1	0.9%
Treated / No Transport (Per Protocol)	N/A	N/A	Assist	N/A	N/A
Transported / Refused Care	N/A	N/A	Other	N/A	N/A
No Transport / Refused Care	13	12.0%	No Patient Found	N/A	N/A
Cancelled	8	7.4%			
Left Blank	N/A	N/A			

### Run Type

	#	%		#	%
<b>Emergency Runs</b>	107	99.1%	<b>Non-Emergency Runs</b>	1	0.9%
Stand By	N/A	N/A	Stand By	N/A	N/A
Mutual Aid	1	0.9%	Mutual Aid	N/A	N/A
Interfacility	N/A	N/A	Interfacility	N/A	N/A
Intercept	1	0.9%	Intercept	N/A	N/A
<b>Emergency Runs (Scheduled)</b>	N/A	N/A	<b>Non-Emergency Runs (Scheduled)</b>	N/A	N/A
Stand By	N/A	N/A	Stand By	N/A	N/A
Mutual Aid	N/A	N/A	Mutual Aid	N/A	N/A
Interfacility	N/A	N/A	Interfacility	N/A	N/A
Intercept	N/A	N/A	Intercept	N/A	N/A

Emergency Type Left Blank: 0

### Runs by Unit

Unit	Total Runs	Treat/Transp	Treat/Transfer	Treat/No Transp(AMA)	Treat/No Transp(PP)	Transp/Ref. Care	Cancelled	Dead Prior Arr	Dead After Arr	T/T Priv Veh	No Trans/Ref. Care	Assist	Other	No Pat. Found
514	99	70	1	5	0	0	8	1	0	1	13	0	0	0
516	9	8	0	1	0	0	0	0	0	0	0	0	0	0
<b>Total</b>	<b>108</b>	<b>78</b>	<b>1</b>	<b>6</b>	<b>0</b>	<b>0</b>	<b>8</b>	<b>1</b>	<b>0</b>	<b>1</b>	<b>13</b>	<b>0</b>	<b>0</b>	<b>0</b>

### Runs by Service Level

Dispatched Service Level	#	%	Recommended Service Level	#	%
BLS	55	50.9%	BLS	71	65.7%
ALS	53	49.1%	ALS1	37	34.3%
SCT	N/A	N/A	ALS2	N/A	N/A
			SCT	N/A	N/A
			Rotary Wing	N/A	N/A
			Fixed Wing	N/A	N/A



# Runs by Insurance Type with Service Level (Multiple insurance types may have

been marked on a run)

Type	BLS	%	ALS1	%	ALS2	%	SCT	%Rotary Wing	%Fixed Wing	%	Total	%
None	71	65.7%	37	34.3%	N/A	N/A	N/A	N/A	N/A	N/A	108	100.0%

## Runs by Primary PI

Description	#	%
Abdominal Pain	5	4.6%
Allergic Reaction	1	0.9%
Alt. Level Conscious	5	4.6%
Anxiety	5	4.6%
Asthma Symptoms	2	1.9%
Back Pain (No Trauma)	3	2.8%
Behavioral Disorder	3	2.8%
Cardiac Symptoms	4	3.7%
Chest Pain	7	6.5%
Dizziness	2	1.9%
Dyspnea-SOB	5	4.6%
Elevated Temp/Fever	1	0.9%
GI -Bleed	1	0.9%
GI -Diarrhea	1	0.9%
Monitoring Required	3	2.8%
Nausea	1	0.9%
No Medical Problem	10	9.3%
OB/Gyn	1	0.9%
Obvious Death	1	0.9%
Pneumonia Symptoms	1	0.9%
Poisoning	1	0.9%
Psychiatric Emerg.	1	0.9%
Respiratory Failure	1	0.9%
Seizure	5	4.6%
Sore Throat	1	0.9%
Syncope/Fainting	2	1.9%
Trauma Injury	9	8.3%
Unconscious	1	0.9%
Unknown Medical	8	7.4%
Urination Problem	1	0.9%
Vomiting	2	1.9%
Weakness	6	5.6%
Left Blank	8	7.4%
Total	108	100.0%



**Runs by Dispatch (EMD) Code**

<u>Description</u>	<u>#</u>	<u>%</u>
101 Abdominal/Stomach Pain	6	5.6%
105 Accident-w/Injuries	2	1.9%
110 Allergies/Sting Reaction	1	0.9%
112 Arm/Hand Injury	1	0.9%
114 Assault w/Injuries	1	0.9%
115 Assist-Other Agency	1	0.9%
117 Back Pain/Injury	1	0.9%
121 Broken/Fractured Bone	2	1.9%
123 Chest Injury/Pains	10	9.3%
124 Childbirth/Labor/Maternity	1	0.9%
127 Difficulty Breathing	18	16.7%
128 Dizzy	1	0.9%
133 Emotional Crisis	4	3.7%
137 Fall	19	17.6%
143 Ill/Non-Specific	26	24.1%
146 Non-Responsive Person	4	3.7%
147 Not Breathing	3	2.8%
152 Seizure	4	3.7%
158 Stroke	2	1.9%
160 Well Being Check	1	0.9%
<i>Left Blank</i>	0	0.0%
<i>Total</i>	108	100.0%



**Transport From (Category)**

	<u>#</u>	<u>%</u>
--Left Blank--	108	100.0%
<i>Total</i>	108	100.0%

**Transport From (Facility)**

	<u>#</u>	<u>%</u>
--Left Blank--	108	100.0%
<i>Total</i>	108	100.0%

**Transport To (Destination Facility)**

	<u>#</u>	<u>%</u>
St. Elizabeth Edgewood	75	69.4%
--Left Blank--	30	27.8%
Cincinnati Children's Hospital Medical Center	3	2.8%
<i>Total</i>	108	100.0%