

CRESCENT SPRINGS VILLA HILLS FIRE/EMS

EMS YEAR END REPORT

2019

HIGHLIGHTS FOR THE YEAR:

1039 TOTAL CALLS

751 TOTAL TRANSPORTS

- The department now staffs two ambulances full time with in station personnel
- Part time staff of 50+ employees
- Transitioned to a new ALS Director.
- Hired additional paramedics
- Managed several drug shortages
- First full year of SafetyPad
- Worked through issues with neighboring cities

Year 2020

- Managing employee hiring
- Transitioning to a new set of protocols
- Starting back with CPR classes
- Looking at quality of our billing companies
- Integrating radios
- Additional training requirements from the state.

Yearly Run Totals by City 2019

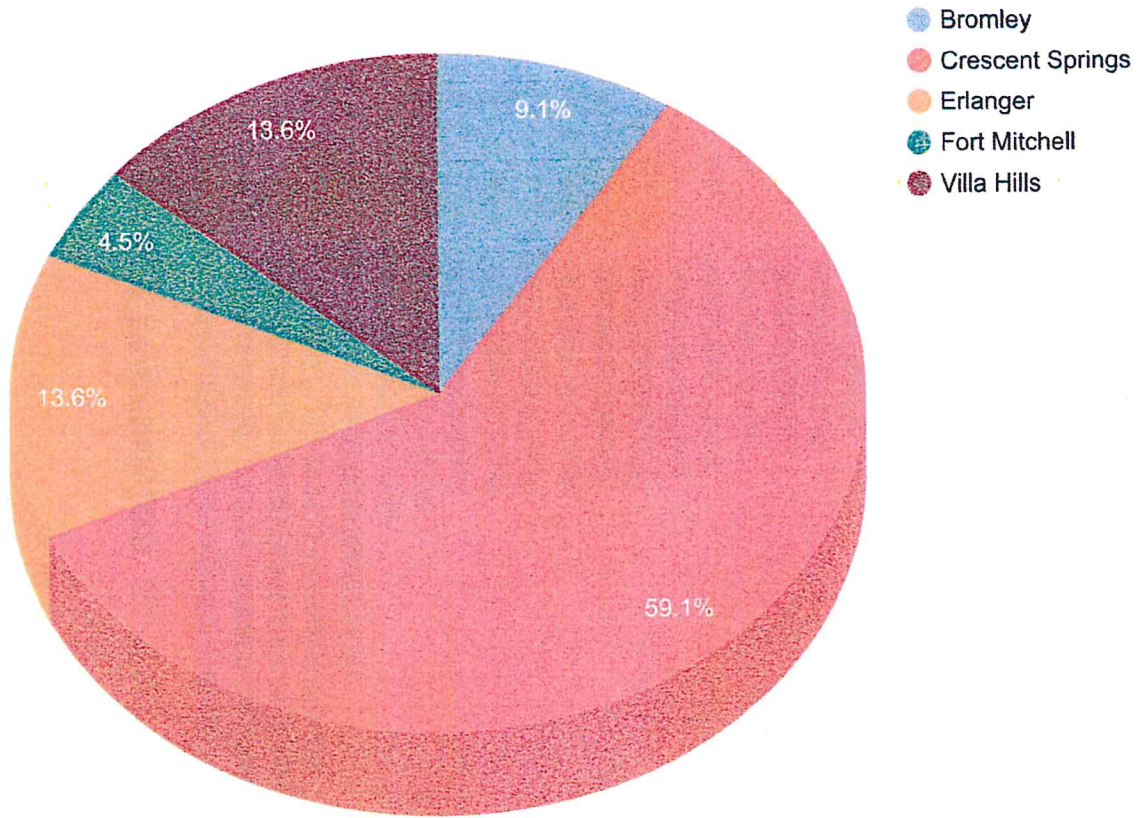
City	Jan-19	Feb-19	Mar-19	Apr-19	May-19	Jun-19	Jul-19	Aug-19	Sep-19	Oct-19	Nov-19	Dec-19	
Bromley	1	9	3	10	7	5	6	9	5	7	9	2	73
Covington	0	0	0	0	0	0	0	1	0	0	0	0	1
Crescent Park	0	0	0	0	0	1	0	0	0	0	0	0	1
Crescent Springs	14	14	26	19	24	34	34	24	16	41	31	35	347
Erlanger	1	1	2	2	3	5	7	4	2	1	4	2	34
Fort Mitchell (Lakeside & Crestview Hills)	1	0	2	0	1	1	1	2	1	0	0	1	38
Ludlow	0	0	0	1	0	0	1	0	0	0	0	1	3
Villa Hills	45	39	56	44	42	53	41	42	45	58	44	32	541

Procedure	Total
12 Lead ECG Obtained	246
3 Lead ECG Obtained	199
Airway Opened	5
Bagged Ventilations (via Mask)	18
Bagged Ventilations (via Tube)	3
Cardioversion	1
Cervical Collar Applied for Stabilization	27
Chest Decompression	1
Contact Medical Control	1
CPAP	6
CPR (Manual)	15
Defibrillation (Manual)	4
ETCO2 Digital Capnography	5
General Wound Care	15
Intubation (Nasotracheal)	1
Intubation (Orotracheal)	7
IO (Intraosseous)	4
IV (Extremity)	334
IV (Jugular)	1
King Airway Placement	1
King Airway Placement	1
OPA (Oropharyngeal)	1
Orthostatic Vital Signs	1
Pacing (External and Internal)	1
Patient Assessment	806
Patient Assessment	1
Patient Cooling (Cold Pack or General)	4
Patient Warming (Warm Pack or General)	3
Pressure Dressing	4
Spinal Immobilization (Cervical)	5
Spinal Immobilization (Full)	15
Splinting (General)	10
Splinting (Pelvic Binder/Sling)	2
Suction Airway	6
Wound Irrigation	1

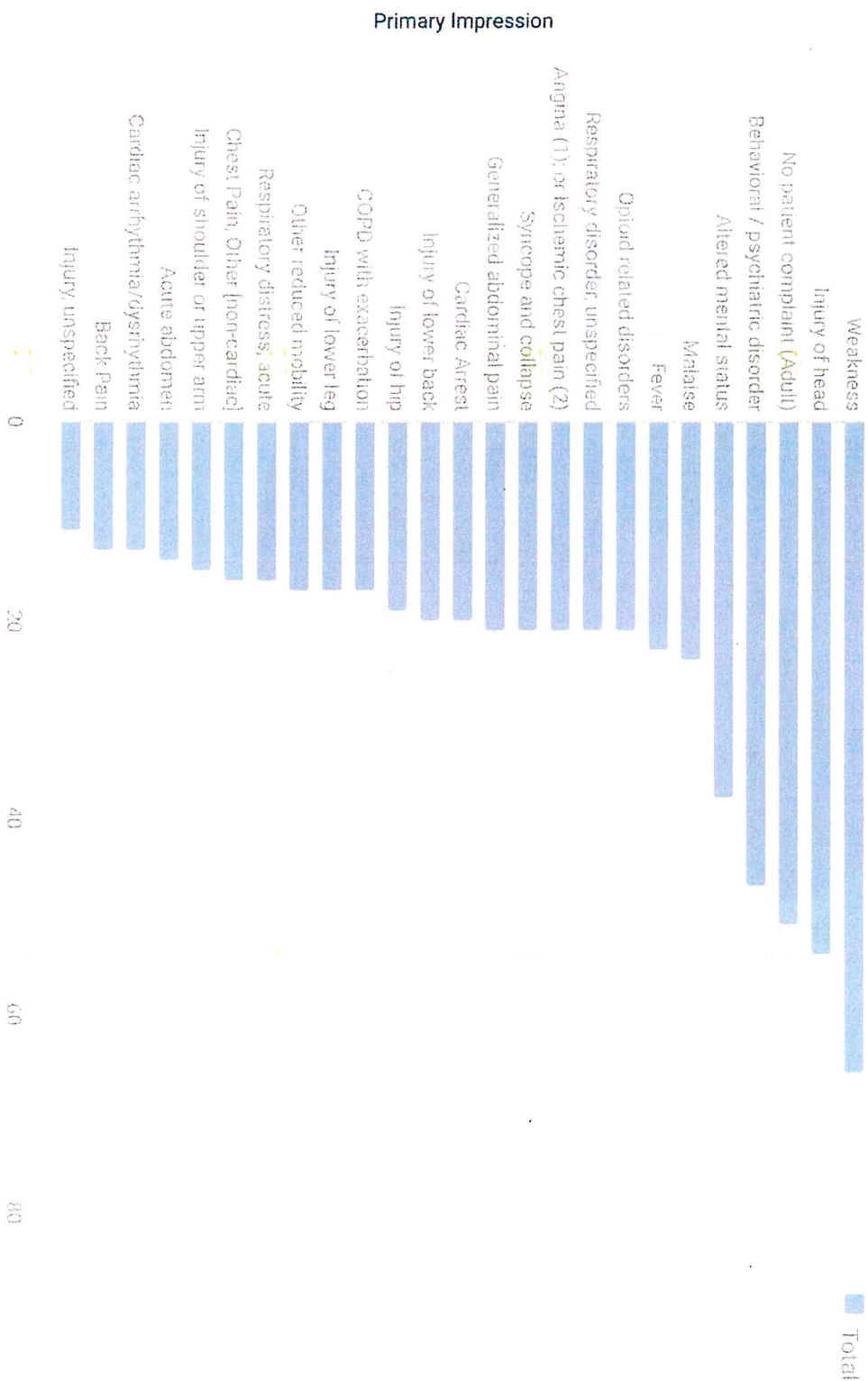
Medication

	Total
Adenosine	1
Albuterol (Proventil/Ventolin)	41
Aspirin	43
Atropine	1
Atrovent (Ipratropium/Bromide)	42
Dextrose 250 MG/ML Injectable Solution	1
Dextrose 50 % Injectable Solution	17
Diphenhydramine	5
Epinephrine 0.1 MG/ML	7
Epinephrine 1 MG/ML	6
Fentanyl	12
Furosemide (Lasix)	2
Glucagon	3
Glucose	5
Haloperidol	1
Lorazepam	2
Morphine	9
Narcan (Naloxone)	27
Nitroglycerin	33
Normal saline	34
Ondansetron	20
Oxygen	298
Sodium Bicarbonate	2
Versed (Midazolam)	3

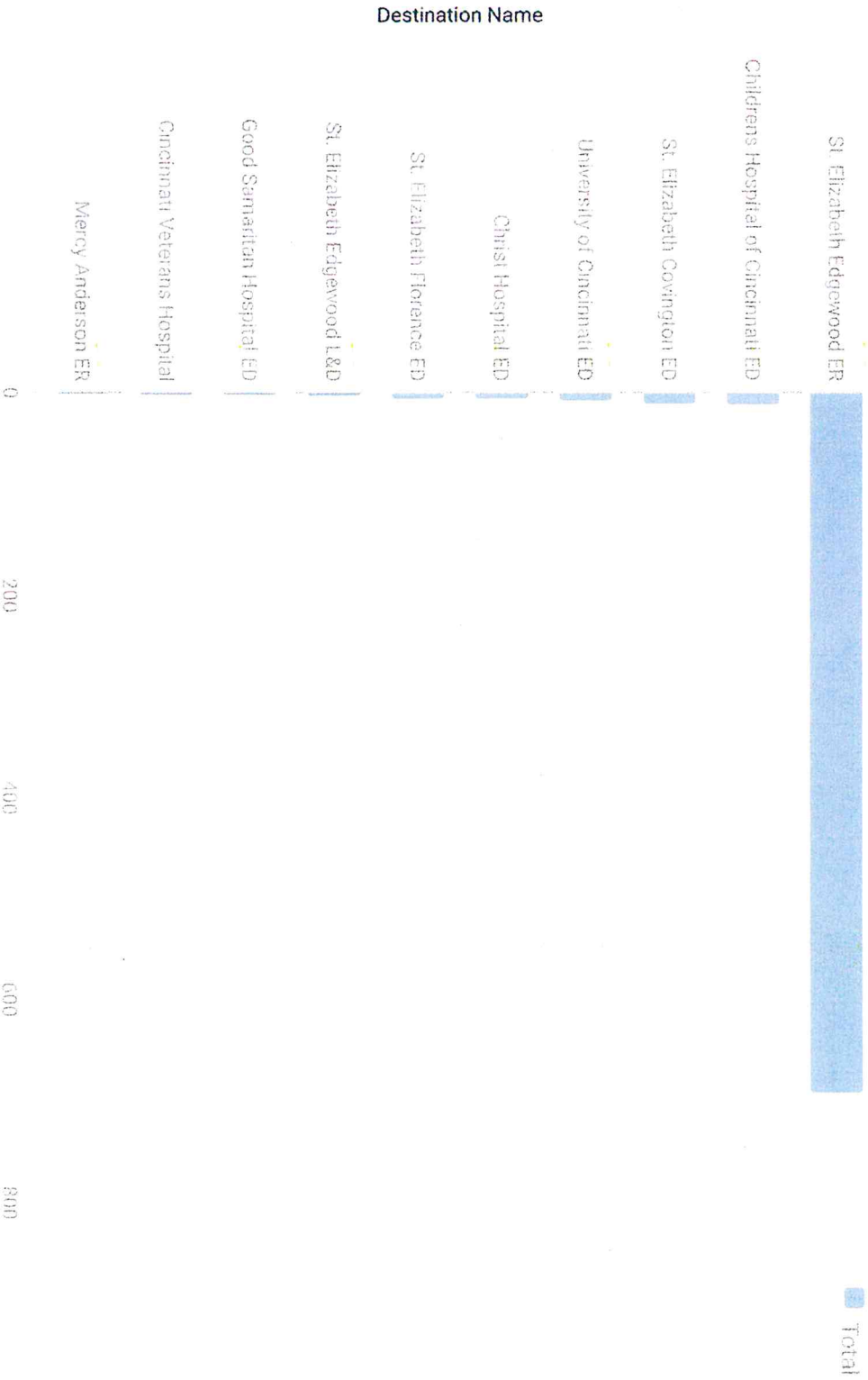
Total Narcan Administration Jan 1, 2019 - Dec 31, 2019



Responses by Primary Impression Jan 1, 2019 - Dec 31, 2019



Total Transports by Facility Name Jan 1, 2019 - Dec 31, 2019



Response Times Jan 1, 2019 - Dec 31, 2019

