

# 2021 YEAR END REPORT



**CRESCENT SPRINGS-VILLA HILLS  
FIRE/EMS**

# Crescent Springs-Villa Hills Fire/EMS



*From the Desk of Fire Chief Jeff Wendt*

---

## **2021 Annual Report: Message from the Fire Chief**

On behalf of the members of the Crescent Springs-Villa Hills Fire Department (CSVFD), I am pleased to present our annual report for 2021. This report illustrates our commitment to the residents, visitors and business within our community; It also reflects our dedication to each other as a progressive fire service organization.

2021 proved to be an extraordinary year for the Crescent Springs-Villa Hills Fire Department. Our emergency delivery system was again burdened in the midst of the COVID-19 pandemic. We faced multiple challenges in 2021 with staffing, overtime and an increase in run volume. In 2021 our command staff reviewed, refined and polished our commitment to emergency services with a focus on responder safety and increased staffing.

2021 was an unprecedented year for property loss due to fire. The total fire losses in the Cities of Crescent Springs, Villa Hills and Unincorporated Kenton County totaled \$18,100. All fires were contained to the room of origin. Total fire losses in 2020 totaled \$119,950 a reduction of \$101,850. This is the lowest amount of property loss in my 35 year career.

I would like to thank all of the members of our Fire Department for their professionalism and commitment at every level. I would also like to thank our Fire Authority members, city councils and mayors for their continued supportive efforts.

Respectfully Submitted

A handwritten signature in blue ink that reads "Jeff Wendt". The signature is written in a cursive, flowing style.

Jeff Wendt, Fire Chief

# Crescent Springs-Villa Hills Fire/EMS



## 2021 YEAR IN REVIEW

In 2021 the Crescent Springs-Villa Fire Department saw an increase in our call volume. We responded to 1,468 emergency dispatches, an increase of 361 calls.

EMS or Ambulance calls totaled 1120 an increase of 282

Fire calls totaled 559, down slightly from last year from 586

For 27 less fire emergencies.

The CSVFD protects nearly 12,000 residents and 1.8 billion dollars in property.

In 2021 there were **ZERO** civilian fire deaths and **ONE** civilian fire injury.

In 2021 there **ZERO** firefighter deaths and **ZERO** firefighter injuries.

There were no workers compensation claims in 2021.

Weekend and nighttime staffing was increased in 2021, many of the volunteer firefighters at CSVFD were employed by career fire departments in the area. CSVFD is staffed by "PART TIME AND VOLUNTEERS ONLY."



## **CRESCENT SPRINGS-VILLA HILLS INSURANCE SERVICES OFFICE (ISO) CLASS**

**RATING: 2**

In 2019, the Crescent Springs-Villa Hills Fire Department secured a favorable ISO Public Protection Classification (PPC) rating of 2. Among the top rating for fire departments in the State of Kentucky and Nationally. Less than 5% of fire departments have received a class 1 or 2. This rating measures a community's capacity for fire prevention, and fire suppression, which influences the business community's insurance rates.

The ISO conducts a periodic review of the community's ability to respond and mitigate fire incidents. This review analyzes 911 call processing, pre-emergency planning, fire training/response and the distribution of fire resources, reliability of the water distribution grid is also measured.

In each community throughout the United States, ISO analyzes the relevant data using a Fire Suppression Rating Schedule. They then assign a Public Classification from 1 (best) to 10 (worst). Class 1 generally represents superior fire protection.



December 2021 EMS/Fire Response Report

	Monthly Total	Yearly Total
<b>By Unit</b>		
514	85	1032
516	8	88
<b>By City</b>		
Villa Hills	42	555
Crescent Springs	36	382
Erlanger	6	74
Fort Mitchell	1	35
Lakeside Park	0	4
Unincorporated County	8	67
Ft Wright/Florence	0	1/1
<b>By Disposition</b>		
Treated/Transported	63	791
Refusal AMA	10	180
Cancelled prior to arrival	9	110
DOA	3	17
Evaluated, no treatment/transport	2	26
No patient found	4	12
Possible/confirmed COVID-19	5	20
Total EMS Calls	93	1120
Total Fire Responses	53	559
<b>City</b>		
Crescent Springs	26	204
Villa Hills	16	209
Unincorporated Kenton County	1	45
Ft. Mitchell	3	29
Erlanger	3	47
Extended area responses (TRT)	1	20
Edgewood	0	11

# Crescent Springs FD

Crescent Springs, KY

This report was generated on 1/6/2022 4:13:48 PM



## Incident Count by Weekday and Hour for Zone for Shift for Date Range

Personnel: All Personnel | Shift(s): All Shifts | Zone: All Zones | Start Date: 01/01/2021 | End Date: 12/31/2021

Hour	Sun	Mon	Tue	Wed	Thu	Fri	Sat	Hour	Total per Hour	Percent
00:00	2	3	2	0	0	2	2	00:00	11	1.97%
01:00	1	1	0	1	1	2	5	01:00	11	1.97%
02:00	2	1	0	3	0	2	3	02:00	11	1.97%
03:00	0	1	1	0	0	4	0	03:00	6	1.07%
04:00	2	1	1	2	1	3	3	04:00	13	2.33%
05:00	0	1	0	0	1	1	5	05:00	8	1.43%
06:00	3	1	1	1	3	1	0	06:00	10	1.79%
07:00	2	5	3	0	6	2	1	07:00	19	3.40%
08:00	5	3	3	0	0	6	2	08:00	19	3.40%
09:00	1	4	3	7	5	5	5	09:00	30	5.37%
10:00	3	2	6	5	4	1	3	10:00	24	4.29%
11:00	7	2	6	10	5	10	3	11:00	43	7.69%
12:00	3	4	7	6	2	3	2	12:00	27	4.83%
13:00	2	4	8	3	5	9	6	13:00	37	6.62%
14:00	4	5	6	9	1	3	7	14:00	35	6.26%
15:00	3	4	6	5	2	7	7	15:00	34	6.08%
16:00	3	7	1	3	4	4	6	16:00	28	5.01%
17:00	8	4	6	3	8	4	5	17:00	38	6.80%
18:00	3	3	5	7	8	6	2	18:00	34	6.08%
19:00	6	5	2	2	6	4	4	19:00	29	5.19%
20:00	3	7	7	3	1	1	5	20:00	27	4.83%
21:00	5	2	3	6	3	9	4	21:00	32	5.72%
22:00	4	6	1	2	1	3	4	22:00	21	3.76%
23:00	1	0	3	2	0	3	3	23:00	12	2.15%
Total Responses for Day	73	76	81	80	67	95	87	Total	559	100.00%
% of Responses for Day	10.96%	9.21%	9.88%	12.50%	11.94%	10.53%	8.05%			
% of Responses for Week	13.06%	13.60%	14.49%	14.31%	11.99%	16.99%	15.56%			

Incident Count by Weekday and Hour for Zone, for Shift and Date Range. Zone information is defined on the Basic Info 3 screen of an incident. Only REVIEWED incidents included. Maximum call volumes for each day are shown with a RED background, and maximum call volumes for each hour are shown with a BLUE background. "% of Responses for Day" indicates the maximum hourly call volume as percentage of total calls for the day of the week. "% of Responses for Week" indicates the total number of calls for the day of the week as a percentage of total calls.



# Crescent Springs FD

Crescent Springs, KY

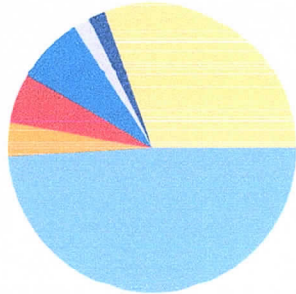
This report was generated on 1/6/2022 1:51:08 PM



## Count of Incidents by Incident Type per Zone

Incident Status: Reviewed | Start Date: 12/01/2021 | End Date: 12/31/2021

% of Incidents per Zone



- Crescent Springs - City of Crescent Springs
- Edgewood - Edgewood Fire Department
- Erlanger - Erlanger Fire Department
- Ft. Mitchell - Fort Mitchell Fire Department
- Kenton County - Kenton County - Covered by CSVHFD
- Point Pleasant - Point Pleasant Fire Department
- Villa Hills - City of Villa Hills

INCIDENT TYPE	# INCIDENTS	% of TOTAL
<b>Crescent Springs - City of Crescent Springs</b>		
113 - Cooking fire, confined to container	1	1.89%
114 - Chimney or flue fire, confined to chimney or flue	1	1.89%
311 - Medical assist, assist EMS crew	1	1.89%
321 - EMS call, excluding vehicle accident with injury	9	16.98%
322 - Motor vehicle accident with injuries	1	1.89%
324 - Motor vehicle accident with no injuries.	1	1.89%
444 - Power line down	1	1.89%
551 - Assist police or other governmental agency	1	1.89%
561 - Unauthorized burning	1	1.89%
600 - Good intent call, other	1	1.89%
622 - No incident found on arrival at dispatch address	2	3.77%
651 - Smoke scare, odor of smoke	1	1.89%
671 - HazMat release investigation w/no HazMat	1	1.89%
736 - CO detector activation due to malfunction	1	1.89%
743 - Smoke detector activation, no fire - unintentional	1	1.89%
744 - Detector activation, no fire - unintentional	1	1.89%
746 - Carbon monoxide detector activation, no CO	1	1.89%
<b>Zone: Crescent Springs - City of Crescent Springs Total Incident:</b>	<b>26</b>	<b>49.06%</b>
<b>Edgewood - Edgewood Fire Department</b>		
571 - Cover assignment, standby, moveup	2	3.77%
<b>Zone: Edgewood - Edgewood Fire Department Total Incident:</b>	<b>2</b>	<b>3.77%</b>
<b>Erlanger - Erlanger Fire Department</b>		
571 - Cover assignment, standby, moveup	3	5.66%
<b>Zone: Erlanger - Erlanger Fire Department Total Incident:</b>	<b>3</b>	<b>5.66%</b>
<b>Ft. Mitchell - Fort Mitchell Fire Department</b>		
322 - Motor vehicle accident with injuries	1	1.89%
571 - Cover assignment, standby, moveup	3	5.66%

Report shows count of incidents for Status selected.





INCIDENT TYPE	# INCIDENTS	% of TOTAL
Zone: Ft. Mitchell - Fort Mitchell Fire Department Total Incident:	4	7.55%
<b>Kenton County - Kenton County - Covered by CSVHFD</b>		
321 - EMS call, excluding vehicle accident with injury	1	1.89%
Zone: Kenton County - Kenton County - Covered by CSVHFD Total Incident:	1	1.89%
<b>Point Pleasant - Point Pleasant Fire Department</b>		
571 - Cover assignment, standby, moveup	1	1.89%
Zone: Point Pleasant - Point Pleasant Fire Department Total Incident:	1	1.89%
<b>Villa Hills - City of Villa Hills</b>		
111 - Building fire	1	1.89%
311 - Medical assist, assist EMS crew	1	1.89%
321 - EMS call, excluding vehicle accident with injury	7	13.21%
322 - Motor vehicle accident with injuries	1	1.89%
324 - Motor vehicle accident with no injuries.	1	1.89%
740 - Unintentional transmission of alarm, other	1	1.89%
745 - Alarm system activation, no fire - unintentional	2	3.77%
800 - Severe weather or natural disaster, other	2	3.77%
Zone: Villa Hills - City of Villa Hills Total Incident:	16	30.19%
<b>TOTAL INCIDENTS FOR ALL ZONES:</b>	<b>53</b>	<b>100%</b>

Report shows count of incidents for Status selected.



# Crescent Springs FD

Crescent Springs, KY

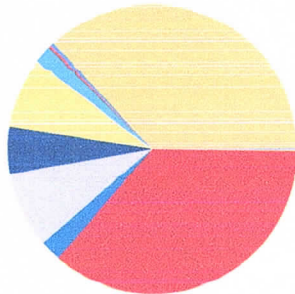
This report was generated on 1/6/2022 2:22:52 PM



## Count of Incidents by Incident Type per Zone

Incident Status: Reviewed | Start Date: 01/01/2021 | End Date: 12/31/2021

% of Incidents per Zone



- Boone County - Boone County - Point Pleasant
- Hebron - Hebron Fire District
- Crescent Springs - City of Crescent Springs
- Edgewood - Edgewood Fire Department
- Erlanger - Erlanger Fire Department
- Ft. Mitchell - Fort Mitchell Fire Department
- Kenton County - Kenton County - Covered by CSVHFD
- Point Pleasant - Point Pleasant Fire Department
- Union - Union Fire District
- Walton - Walton Fire District
- Villa Hills - City of Villa Hills

INCIDENT TYPE	# INCIDENTS	% of TOTAL
<b>Boone County - Boone County - Point Pleasant</b>		
571 - Cover assignment, standby, moveup	1	0.18%
Zone: Boone County - Boone County - Point Pleasant Total Incident:	1	0.18%
<b>Crescent Springs - City of Crescent Springs</b>		
113 - Cooking fire, confined to container	3	0.54%
114 - Chimney or flue fire, confined to chimney or flue	1	0.18%
118 - Trash or rubbish fire, contained	1	0.18%
131 - Passenger vehicle fire	3	0.54%
140 - Natural vegetation fire, other	3	0.54%
151 - Outside rubbish, trash or waste fire	1	0.18%
240 - Explosion (no fire), other	1	0.18%
311 - Medical assist, assist EMS crew	7	1.25%
321 - EMS call, excluding vehicle accident with injury	102	18.25%
322 - Motor vehicle accident with injuries	15	2.68%
324 - Motor vehicle accident with no injuries.	3	0.54%
352 - Extrication of victim(s) from vehicle	1	0.18%
410 - Combustible/flammable gas/liquid condition, other	1	0.18%
411 - Gasoline or other flammable liquid spill	1	0.18%
412 - Gas leak (natural gas or LPG)	2	0.36%
440 - Electrical wiring/equipment problem, other	2	0.36%
442 - Overheated motor	2	0.36%
444 - Power line down	1	0.18%
445 - Arcing, shorted electrical equipment	2	0.36%
463 - Vehicle accident, general cleanup	1	0.18%
500 - Service Call, other	2	0.36%
520 - Water problem, other	2	0.36%
551 - Assist police or other governmental agency	1	0.18%
561 - Unauthorized burning	6	1.07%
600 - Good intent call, other	2	0.36%

Report shows count of incidents for Status selected.



emergencyreporting.com

Doc Id: 1390

Page # 1 of 4

622 - No incident found on arrival at dispatch address	4	0.72%
631 - Authorized controlled burning	1	0.18%
651 - Smoke scare, odor of smoke	4	0.72%
671 - HazMat release investigation w/no HazMat	2	0.36%
730 - System malfunction, other	1	0.18%
733 - Smoke detector activation due to malfunction	1	0.18%
736 - CO detector activation due to malfunction	4	0.72%
740 - Unintentional transmission of alarm, other	2	0.36%
743 - Smoke detector activation, no fire - unintentional	5	0.89%
744 - Detector activation, no fire - unintentional	4	0.72%
745 - Alarm system activation, no fire - unintentional	7	1.25%
746 - Carbon monoxide detector activation, no CO	1	0.18%
<b>Zone: Crescent Springs - City of Crescent Springs Total Incident:</b>	<b>202</b>	<b>36.14%</b>
<b>Edgewood - Edgewood Fire Department</b>		
571 - Cover assignment, standby, moveup	13	2.33%
<b>Zone: Edgewood - Edgewood Fire Department Total Incident:</b>	<b>13</b>	<b>2.33%</b>
<b>Erlanger - Erlanger Fire Department</b>		
131 - Passenger vehicle fire	1	0.18%
321 - EMS call, excluding vehicle accident with injury	1	0.18%
322 - Motor vehicle accident with injuries	1	0.18%
571 - Cover assignment, standby, moveup	44	7.87%
<b>Zone: Erlanger - Erlanger Fire Department Total Incident:</b>	<b>47</b>	<b>8.41%</b>
<b>Ft. Mitchell - Fort Mitchell Fire Department</b>		
311 - Medical assist, assist EMS crew	1	0.18%
322 - Motor vehicle accident with injuries	5	0.89%
500 - Service Call, other	1	0.18%
571 - Cover assignment, standby, moveup	20	3.58%
621 - Wrong location	2	0.36%
652 - Steam, vapor, fog or dust thought to be smoke	1	0.18%
<b>Zone: Ft. Mitchell - Fort Mitchell Fire Department Total Incident:</b>	<b>30</b>	<b>5.37%</b>
<b>Hebron - Hebron Fire District</b>		
571 - Cover assignment, standby, moveup	1	0.18%
<b>Zone: Hebron - Hebron Fire District Total Incident:</b>	<b>1</b>	<b>0.18%</b>
<b>Kenton County - Kenton County - Covered by CSVHFD</b>		
113 - Cooking fire, confined to container	1	0.18%
151 - Outside rubbish, trash or waste fire	1	0.18%
311 - Medical assist, assist EMS crew	3	0.54%
321 - EMS call, excluding vehicle accident with injury	21	3.76%
322 - Motor vehicle accident with injuries	3	0.54%
324 - Motor vehicle accident with no injuries.	1	0.18%
440 - Electrical wiring/equipment problem, other	1	0.18%
444 - Power line down	1	0.18%
520 - Water problem, other	1	0.18%
521 - Water evacuation	1	0.18%

Report shows count of incidents for Status selected.

622 - No incident found on arrival at dispatch address	1	0.18%
671 - HazMat release investigation w/no HazMat	1	0.18%
731 - Sprinkler activation due to malfunction	1	0.18%
735 - Alarm system sounded due to malfunction	1	0.18%
741 - Sprinkler activation, no fire - unintentional	3	0.54%
745 - Alarm system activation, no fire - unintentional	2	0.36%
<b>Zone: Kenton County - Kenton County - Covered by CSVHFD Total Incident:</b>	<b>43</b>	<b>7.69%</b>
<b>Point Pleasant - Point Pleasant Fire Department</b>		
571 - Cover assignment, standby, moveup	11	1.97%
<b>Zone: Point Pleasant - Point Pleasant Fire Department Total Incident:</b>	<b>11</b>	<b>1.97%</b>
<b>Union - Union Fire District</b>		
341 - Search for person on land	1	0.18%
571 - Cover assignment, standby, moveup	1	0.18%
<b>Zone: Union - Union Fire District Total Incident:</b>	<b>2</b>	<b>0.36%</b>
<b>Villa Hills - City of Villa Hills</b>		
111 - Building fire	2	0.36%
140 - Natural vegetation fire, other	1	0.18%
143 - Grass fire	1	0.18%
311 - Medical assist, assist EMS crew	9	1.61%
321 - EMS call, excluding vehicle accident with injury	107	19.14%
322 - Motor vehicle accident with injuries	11	1.97%
324 - Motor vehicle accident with no injuries.	2	0.36%
354 - Trench/below-grade rescue	1	0.18%
365 - Watercraft rescue	1	0.18%
412 - Gas leak (natural gas or LPG)	7	1.25%
420 - Toxic condition, other	1	0.18%
424 - Carbon monoxide incident	3	0.54%
440 - Electrical wiring/equipment problem, other	4	0.72%
444 - Power line down	3	0.54%
445 - Arcing, shorted electrical equipment	1	0.18%
522 - Water or steam leak	1	0.18%
553 - Public service	2	0.36%
561 - Unauthorized burning	2	0.36%
600 - Good intent call, other	4	0.72%
611 - Dispatched & cancelled en route	1	0.18%
622 - No incident found on arrival at dispatch address	1	0.18%
651 - Smoke scare, odor of smoke	2	0.36%
671 - HazMat release investigation w/no HazMat	2	0.36%
710 - Malicious, mischievous false call, other	1	0.18%
730 - System malfunction, other	1	0.18%
733 - Smoke detector activation due to malfunction	2	0.36%
736 - CO detector activation due to malfunction	2	0.36%
740 - Unintentional transmission of alarm, other	1	0.18%
743 - Smoke detector activation, no fire - unintentional	17	3.04%
744 - Detector activation, no fire - unintentional	3	0.54%

Report shows count of incidents for Status selected.



745 - Alarm system activation, no fire - unintentional	7	1.25%
746 - Carbon monoxide detector activation, no CO	2	0.36%
800 - Severe weather or natural disaster, other	2	0.36%
Zone: Villa Hills - City of Villa Hills Total Incident:	207	37.03%
<b>Walton - Walton Fire District</b>		
571 - Cover assignment, standby, moveup	2	0.36%
Zone: Walton - Walton Fire District Total Incident:	2	0.36%
<b>TOTAL INCIDENTS FOR ALL ZONES:</b>	<b>559</b>	<b>100%</b>

Report shows count of incidents for Status selected.



# Crescent Springs FD

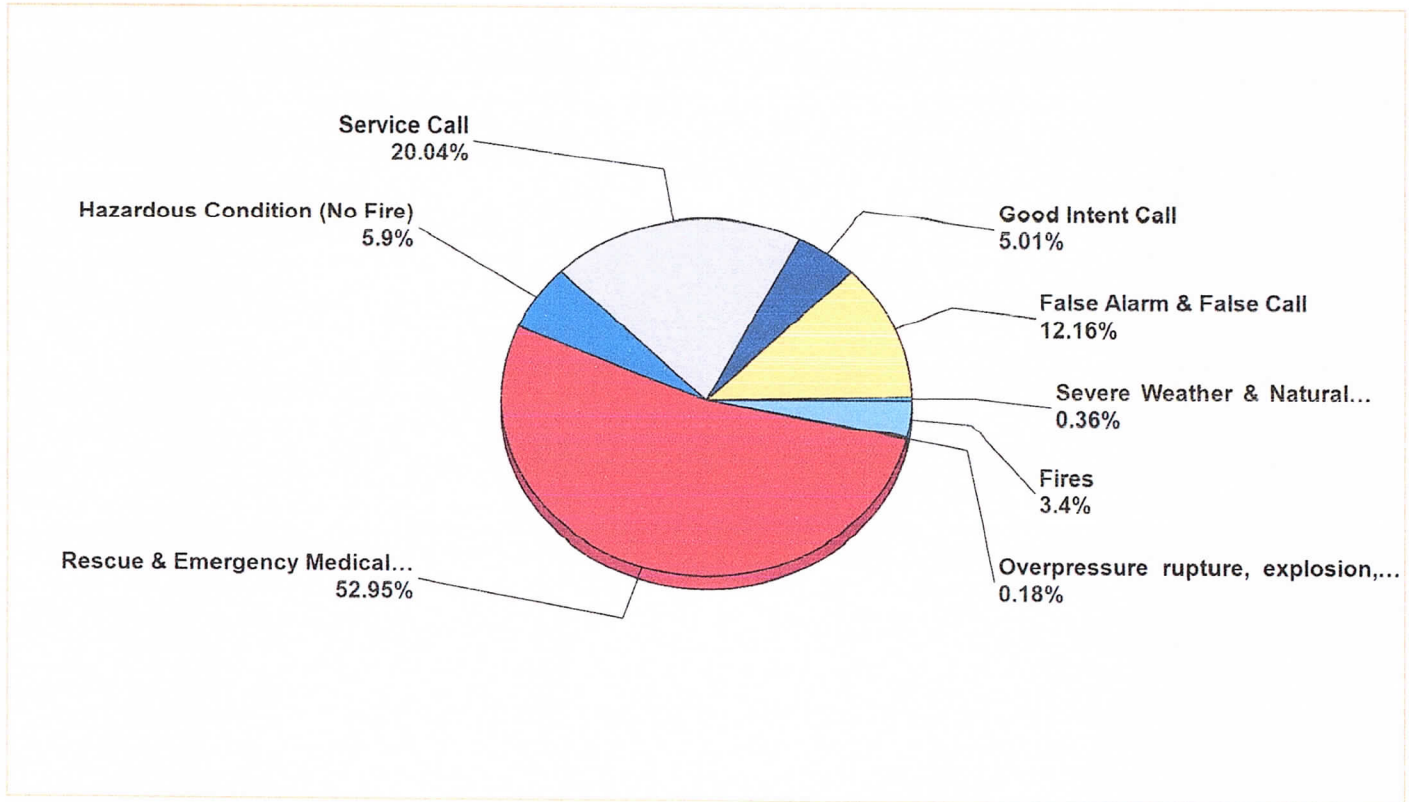
Crescent Springs, KY

This report was generated on 1/6/2022 2:27:38 PM



## Breakdown by Major Incident Types for Date Range

Zone(s): All Zones | Start Date: 01/01/2021 | End Date: 12/31/2021



MAJOR INCIDENT TYPE	# INCIDENTS	% of TOTAL
Fires	19	3.4%
Overpressure rupture, explosion, overheating - no fire	1	0.18%
Rescue & Emergency Medical Service	296	52.95%
Hazardous Condition (No Fire)	33	5.9%
Service Call	112	20.04%
Good Intent Call	28	5.01%
False Alarm & False Call	68	12.16%
Severe Weather & Natural Disaster	2	0.36%
<b>TOTAL</b>	<b>559</b>	<b>100%</b>

Only REVIEWED and/or LOCKED IMPORTED incidents are included. Summary results for a major incident type are not displayed if the count is zero.



emergencyreporting.com

Doc Id: 553

Page # 1 of 3

# Agency Activity Summary

Crescent Springs / Villa Hills Fire Department

Agency: Crescent Springs / Villa Hills Fire Department | Service Date: From 01/01/2021 Through 12/31/2021

**Total Number of ePCRs: 1120**

**Total Number of incidents: 1106**

**By Branch**

01 Crescent Springs/Villa Hills Fire Department = 977

Left Blank = 143

**Run Disposition**

	#	%		#	%
Treated/Transported	791	70.6%	Dead Prior To Arrival	14	1.3%
Treated / Transferred Care	2	0.2%	Dead After Arrival	3	0.3%
Treated/No Transport (AMA)	32	2.9%	Treat/Transported by Private Veh	2	0.2%
Treated / No Transport (Per Protocol)	N/A	N/A	Assist	8	0.7%
Transported / Refused Care	N/A	N/A	Other	12	1.1%
No Transport / Refused Care	146	13.0%	No Patient Found	N/A	N/A
Cancelled	110	9.8%			
Left Blank	N/A	N/A			

**Run Type**

	#	%		#	%
<b>Emergency Runs</b>	1101	98.3%	<b>Non-Emergency Runs</b>	19	1.7%
Stand By	3	0.3%	Stand By	N/A	N/A
Mutual Aid	21	1.9%	Mutual Aid	N/A	N/A
Interfacility	N/A	N/A	Interfacility	N/A	N/A
Intercept	2	0.2%	Intercept	N/A	N/A

**Emergency Runs (Scheduled)**

Stand By	N/A	N/A	<b>Non-Emergency Runs (Scheduled)</b>	N/A	N/A
Mutual Aid	N/A	N/A	Stand By	N/A	N/A
Interfacility	N/A	N/A	Mutual Aid	N/A	N/A
Intercept	N/A	N/A	Interfacility	N/A	N/A
			Intercept	N/A	N/A

Emergency Type Left Blank: 0

**Runs by Unit**

Unit	Total Runs	Treat/Transp	Treat/Transfer	Treat/No Transp(AMA)	Treat/No Transp(PP)	Transp/Ref. Care	Cancelled	Dead Prior Arr	Dead After Arr	T/T Priv Veh	No Trans/Ref. Care	Assist	Other	No Pat. Found
514	1032	730	1	29	0	0	102	13	3	2	136	4	12	0
516	88	61	1	3	0	0	8	1	0	0	10	4	0	0
<b>Total</b>	<b>1120</b>	<b>791</b>	<b>2</b>	<b>32</b>	<b>0</b>	<b>0</b>	<b>110</b>	<b>14</b>	<b>3</b>	<b>2</b>	<b>146</b>	<b>8</b>	<b>12</b>	<b>0</b>

**Runs by Service Level**

Dispatched				Recommended			
Service Level	#	%		Service Level	#	%	
BLS	553	49.4%		BLS	732	65.4%	
ALS	567	50.6%		ALS1	385	34.4%	
SCT	N/A	N/A		ALS2	3	0.3%	
				SCT	N/A	N/A	
				Rotary Wing	N/A	N/A	
				Fixed Wing	N/A	N/A	

## Runs by Dispatch (EMD) Code

<u>Description</u>	<u>#</u>	<u>%</u>
101 Abdominal/Stomach Pain	36	3.2%
105 Accident-w/Injuries	59	5.3%
107 Administrative	1	0.1%
108 Alarm-Carbon Monoxide Detector	2	0.2%
109 Alarm-Medical Emergency	21	1.9%
110 Allergies/Sting Reaction	11	1.0%
112 Arm/Hand Injury	4	0.4%
113 Assault	2	0.2%
114 Assault w/Injuries	7	0.6%
115 Assist-Other Agency	4	0.4%
116 Assist-Police	1	0.1%
117 Back Pain/Injury	17	1.5%
118 Bleeding/Hemorrhage	30	2.7%
121 Broken/Fractured Bone	19	1.7%
122 Burn/Scalding	3	0.3%
123 Chest Injury/Pains	73	6.5%
124 Childbirth/Labor/Maternity	7	0.6%
125 Choking	2	0.2%
126 Diabetic Reaction	11	1.0%
127 Difficulty Breathing	121	10.8%
128 Dizzy	15	1.3%
133 Emotional Crisis	62	5.5%
137 Fall	185	16.5%
140 Head Injury	9	0.8%
141 Headache	3	0.3%
143 ill/Non-specific	223	19.8%
146 Non-Responsive Person	98	8.8%
147 Not Breathing	21	1.9%
148 Overdose/Medication	3	0.3%
152 Seizure	28	2.5%
157 Stabbing	1	0.1%
158 Stroke	37	3.3%
160 Well Being Check	4	0.4%
<i>Left Blank</i>	0	0.0%
<b>Total</b>	<b>1120</b>	<b>100.0%</b>



**Runs by Insurance Type with Service Level** (Multiple insurance types may have

been marked on a run)

Type	BLS	%	ALS1	%	ALS2	%	SCT	%Rotary Wing	%Fixed Wing	%	Total	%
None	732	65.4%	385	34.4%	3	0.3%	N/A	N/A	N/A	N/A	N/A	1120 100.0%

**Runs by Primary PI**

Description	#	%
Abdominal Pain	56	5.0%
Airway Obstruction	1	0.1%
Allergic Reaction	10	0.9%
Alt. Level Conscious	49	4.4%
Anxiety	31	2.8%
Apnea	3	0.3%
Asthma Symptoms	3	0.3%
Back Pain (No Trauma)	32	2.9%
Behavioral Disorder	32	2.9%
COVID 19	19	1.7%
CVA/Stroke	18	1.6%
Cardiac Arrest	14	1.3%
Cardiac Symptoms	21	1.9%
Chest Pain	49	4.4%
Cough W/Blood	1	0.1%
Dehydration Symp.	6	0.5%
Depression (acute)	3	0.3%
Diabetic Symptoms	7	0.6%
Dizziness	27	2.4%
Dyspnea-SOB	38	3.4%
Elevated Temp/Fever	5	0.4%
Flu Symptoms	6	0.5%
GI -Bleed	5	0.4%
GI -Constipation	1	0.1%
GI -Diarrhea	6	0.5%
Headache (no trauma)	6	0.5%
Hemorrhage-(severe medical)	8	0.7%
Medication Reaction	2	0.2%
Migraine	2	0.2%
Monitoring Required	24	2.1%
Nausea	9	0.8%
No Medical Problem	96	8.6%
Nose Bleed	3	0.3%
OB/Gyn	2	0.2%
Obvious Death	8	0.7%
Pneumonia Symptoms	5	0.4%
Poisoning	6	0.5%
Post-Op Complication	4	0.4%
Psychiatric Emerg.	9	0.8%
Pulmonary Edema	1	0.1%
Respiratory Arrest	2	0.2%
Respiratory Failure	10	0.9%
Seizure	22	2.0%
Shock	1	0.1%
Sore Throat	1	0.1%
Syncope/Fainting	19	1.7%
Trauma Injury	135	12.1%
Unconscious	14	1.3%
Unknown Medical	66	5.9%
Urinary Bleeding	2	0.2%
Urination Problem	8	0.7%
Vomiting	12	1.1%
Vomiting Blood	1	0.1%
Weakness	71	6.3%
Left Blank	128	11.4%
<b>Total</b>	<b>1120</b>	<b>100.0%</b>

**Transport From (Category)**

	#	%
--Left Blank--	1120	100.0%
<i>Total</i>	1120	100.0%

**Transport From (Facility)**

	#	%
--Left Blank--	1118	99.8%
St. Elizabeth Edgewood	2	0.2%
<i>Total</i>	1120	100.0%

**Transport To (Destination Facility)**

	#	%
St. Elizabeth Edgewood	696	62.1%
--Left Blank--	328	29.3%
St. Elizabeth Florence	36	3.2%
University of Cincinnati	17	1.5%
Cincinnati Children's Hospital Medical Center	16	1.4%
Christ Hospital	15	1.3%
St. Elizabeth Covington	5	0.4%
St. Elizabeth Fort Thomas	4	0.4%
Good Sam Hospital	2	0.2%
Cincinnati VA Medical Center	1	0.1%
<i>Total</i>	1120	100.0%

# Calls by City by Service Type

## Crescent Springs / Villa Hills Fire Department

Agency: Crescent Springs / Villa Hills Fire Department | Service Date: From 01/01/2021 Through 12/31/2021

City		Calls	Cancel	Emergency	Non-Emergency
crescent park		1	0	1	0
	Dispatch - BLS	RSL = BLS# 1	RSL = ALS# 0	RSL = Other# 0	
crescent springs		382	46	374	8
	Dispatch - ALS1	RSL = BLS# 103	RSL = ALS# 87	RSL = Other# 0	
	Dispatch - BLS	RSL = BLS# 152	RSL = ALS# 40	RSL = Other# 0	
crestview hills		4	3	4	0
	Dispatch - ALS1	RSL = BLS# 3	RSL = ALS# 0	RSL = Other# 0	
	Dispatch - BLS	RSL = BLS# 1	RSL = ALS# 0	RSL = Other# 0	
erlanger		74	16	74	0
	Dispatch - ALS1	RSL = BLS# 22	RSL = ALS# 20	RSL = Other# 0	
	Dispatch - BLS	RSL = BLS# 27	RSL = ALS# 5	RSL = Other# 0	
florence		1	0	1	0
	Dispatch - ALS1	RSL = BLS# 1	RSL = ALS# 0	RSL = Other# 0	
fort mitchell		32	7	32	0
	Dispatch - ALS1	RSL = BLS# 16	RSL = ALS# 8	RSL = Other# 0	
	Dispatch - BLS	RSL = BLS# 7	RSL = ALS# 1	RSL = Other# 0	
fort wright		1	0	1	0
	Dispatch - ALS1	RSL = BLS# 1	RSL = ALS# 0	RSL = Other# 0	
kenton county		67	7	66	1
	Dispatch - ALS1	RSL = BLS# 21	RSL = ALS# 20	RSL = Other# 0	
	Dispatch - BLS	RSL = BLS# 21	RSL = ALS# 4	RSL = Other# 1	
lakeside park		3	0	3	0
	Dispatch - ALS1	RSL = BLS# 0	RSL = ALS# 1	RSL = Other# 0	
	Dispatch - BLS	RSL = BLS# 2	RSL = ALS# 0	RSL = Other# 0	
villa hills		555	31	545	10
	Dispatch - ALS1	RSL = BLS# 106	RSL = ALS# 156	RSL = Other# 2	
	Dispatch - BLS	RSL = BLS# 248	RSL = ALS# 43	RSL = Other# 0	

# Crescent Springs FD

Crescent Springs, KY

This report was generated on 1/6/2022 4:08:26 PM



## Detailed Losses For Date Range

Start Date: 01/01/2021 | End Date: 12/31/2021

# INCIDENTS	TOTAL PRE-INCIDENT PROP. VAL.	TOTAL PRE-INCIDENT CONT. VAL.	TOTAL PRE-INCIDENT VAL.	AVG. VAL.	TOTAL PROP. LOSS	TOTAL CONT. LOSS	TOTAL LOSSES	AVERAGE LOSS
6	\$1,321,000.00	\$345,500.00	\$1,666,500.00	\$277,750.00	\$35,500.00	\$4,100.00	\$39,600.00	\$6,600.00

INCIDENT #	DATE	TYPE	LOCATION	PRE-INCIDENT PROPERTY	PRE-INCIDENT CONTENTS	PRE-INCIDENT TOTAL	PROP. LOSS	CONT. LOSS	TOTAL
2021-135	03/19/2021	445 - Arcing, shorted electrical equipment	2325 CRESTBROOK DR Crescent Springs	\$0.00	\$500.00	\$500.00	\$0.00	\$100.00	\$100.00
2021-141	03/23/2021	131 - Passenger vehicle fire	GRANDVIEW DR Crescent Springs	\$19,000.00	\$0.00	\$19,000.00	\$19,000.00	\$0.00	\$19,000.00
2021-142	03/23/2021	113 - Cooking fire, confined to container	2327 CRESTBROOK DR Crescent Springs	\$500,000.00	\$15,000.00	\$515,000.00	\$0.00	\$1,000.00	\$1,000.00
2021-239	05/27/2021	131 - Passenger vehicle fire	BUTTERMILK PIKE Crescent Springs	\$2,000.00	\$0.00	\$2,000.00	\$500.00	\$0.00	\$500.00
2021-304	07/13/2021	111 - Building fire	2315 ARMELLA PL Villa Hills	\$550,000.00	\$250,000.00	\$800,000.00	\$8,000.00	\$0.00	\$8,000.00
2021-558	12/30/2021	111 - Building fire	807 MARY ST Villa Hills	\$250,000.00	\$80,000.00	\$330,000.00	\$8,000.00	\$3,000.00	\$11,000.00

Only Reviewed Incidents Included.

