



## September 2024 EMS/Fire Response Report

	Monthly Total	Yearly Total
<b>By Unit</b>		
514	102	843
516	12	81
<b>By City</b>		
Villa Hills	65	555
Crescent Springs	34	288
Unincorporated County area	7	42
Erlanger	0	15
Fort Mitchell	7	18
Lakeside Park	1	2
Edgewood	0	3
Crestview Hills	0	0
Fort Wright	0	1
<b>By Disposition</b>		
Treated/Transport	78	593
Treated/Transferred care	0	6
Treated/No Transport	2	34
No Transport/Refused Care	16	171
Cancelled	12	81
DOA	1	6
Assist	0	5
Other	5	30
No Patient Found	0	1
<b>Total EMS Calls</b>	112	920
<b>Total Fire Responses</b>	42	405
Crescent Springs	17	161
Villa Hills	19	187
Unincorporated Kenton County	1	19
Ft. Mitchell	4	21
Technical Rescue	1	3
Erlanger	0	8
Edgewood	0	2

# Crescent Springs FD


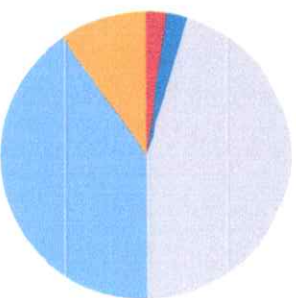
Crescent Springs, KY

This report was generated on 10/1/2024 2:59:26 PM



## Count of Incidents by Incident Type per Zone

Incident Status: Reviewed | Start Date: 09/01/2024 | End Date: 09/30/2024



INCIDENT TYPE	# INCIDENTS	% of TOTAL
<b>Crescent Springs - City of Crescent Springs</b>		
111 - Building fire	1	2.38%
140 - Natural vegetation fire, other	1	2.38%
311 - Medical assist, assist EMS crew	1	2.38%
321 - EMS call, excluding vehicle accident with injury	5	11.90%
322 - Motor vehicle accident with injuries	2	4.76%
444 - Power line down	2	4.76%
445 - Arcing, shorted electrical equipment	1	2.38%
463 - Vehicle accident, general cleanup	1	2.38%
550 - Public service assistance, other	1	2.38%
622 - No incident found on arrival at dispatch address	1	2.38%
651 - Smoke scare, odor of smoke	1	2.38%
<b>Zone: Crescent Springs - City of Crescent Springs Total Incident:</b>	<b>17</b>	<b>40.48%</b>
<b>Ft. Mitchell - Fort Mitchell Fire Department</b>		
571 - Cover assignment, standby, moveup	4	9.52%
<b>Zone: Ft. Mitchell - Fort Mitchell Fire Department Total Incident:</b>	<b>4</b>	<b>9.52%</b>
<b>Kenton County - Kenton County - Covered by CSVHFD</b>		
731 - Sprinkler activation due to malfunction	1	2.38%
<b>Zone: Kenton County - Kenton County - Covered by CSVHFD Total Incident:</b>	<b>1</b>	<b>2.38%</b>
<b>TRT - Technical Rescue Team Call Out</b>		
571 - Cover assignment, standby, moveup	1	2.38%
<b>Zone: TRT - Technical Rescue Team Call Out Total Incident:</b>	<b>1</b>	<b>2.38%</b>
<b>Villa Hills - City of Villa Hills</b>		
131 - Passenger vehicle fire	1	2.38%
311 - Medical assist, assist EMS crew	3	7.14%
321 - EMS call, excluding vehicle accident with injury	5	11.90%
322 - Motor vehicle accident with injuries	1	2.38%
400 - Hazardous condition, other	1	2.38%

Report shows count of incidents for Status selected.



412 - Gas leak (natural gas or LPG)	1	2.38%
550 - Public service assistance, other	4	9.52%
730 - System malfunction, other	1	2.38%
744 - Detector activation, no fire - unintentional	2	4.76%
Zone: Villa Hills - City of Villa Hills Total Incident:	19	45.24%
<b>TOTAL INCIDENTS FOR ALL ZONES:</b>	<b>42</b>	<b>100%</b>

Report shows count of incidents for Status selected.





# Crescent Springs FD

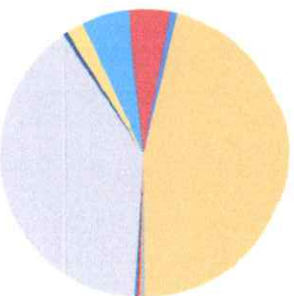
Crescent Springs, KY

This report was generated on 10/11/2024 3:00:12 PM



## Count of Incidents by Incident Type per Zone

Incident Status: Reviewed | Start Date: 01/01/2024 | End Date: 12/31/2024



% of Incidents per Zone

INCIDENT TYPE	# INCIDENTS	% of TOTAL
<b>Covington - Covington Fire Department</b>		
321 - EMS call, excluding vehicle accident with injury	1	0.25%
<b>Crescent Springs - City of Crescent Springs</b>		
Zone: Covington - Covington Fire Department Total Incident:		
110 - Structure fire, other (conversion only)	1	0.25%
111 - Building fire	4	0.99%
113 - Cooking fire, confined to container	3	0.74%
131 - Passenger vehicle fire	1	0.25%
140 - Natural vegetation fire, other	4	0.99%
142 - Brush or brush-and-grass mixture fire	1	0.25%
143 - Grass fire	1	0.25%
162 - Outside equipment fire	1	0.25%
311 - Medical assist, assist EMS crew	12	2.96%
321 - EMS call, excluding vehicle accident with injury	47	11.60%
322 - Motor vehicle accident with injuries	16	3.95%
323 - Motor vehicle/pedestrian accident (MV/Ped)	1	0.25%
324 - Motor vehicle accident with no injuries.	2	0.49%
331 - Lock-in (if lock out, use 511)	1	0.25%
352 - Extrication of victim(s) from vehicle	1	0.25%
353 - Removal of victim(s) from stalled elevator	1	0.25%
400 - Hazardous condition, other	1	0.25%
411 - Gasoline or other flammable liquid spill	2	0.49%
424 - Carbon monoxide incident	1	0.25%
440 - Electrical wiring/equipment problem, other	2	0.49%
442 - Overheated motor	1	0.25%
444 - Power line down	5	1.23%
445 - Arcing, shorted electrical equipment	2	0.49%
463 - Vehicle accident, general cleanup	1	0.25%
500 - Service Call, other	1	0.25%

Report shows count of incidents for Status selected.

520 - Water problem, other	2	0.49%
521 - Water evacuation	1	0.25%
522 - Water or steam leak	1	0.25%
550 - Public service assistance, other	1	0.25%
600 - Good intent call, other	3	0.74%
622 - No incident found on arrival at dispatch address	1	0.25%
650 - Steam, other gas mistaken for smoke, other	1	0.25%
651 - Smoke scare, odor of smoke	6	1.48%
653 - Smoke from barbecue, tar kettle	1	0.25%
671 - HazMat release investigation w/no HazMat	2	0.49%
710 - Malicious, mischievous false call, other	1	0.25%
730 - System malfunction, other	3	0.74%
733 - Smoke detector activation due to malfunction	5	1.23%
735 - Alarm system sounded due to malfunction	3	0.74%
736 - CO detector activation due to malfunction	4	0.99%
743 - Smoke detector activation, no fire - unintentional	3	0.74%
744 - Detector activation, no fire - unintentional	2	0.49%
745 - Alarm system activation, no fire - unintentional	5	1.23%
746 - Carbon monoxide detector activation, no CO	3	0.74%
<i>Zone - Crescent Springs - City of Crescent Springs Total Incident:</i>	<b>161</b>	<b>39.75%</b>
<b>Edgewood - Edgewood Fire Department</b>		
322 - Motor vehicle accident with injuries	1	0.25%
571 - Cover assignment, standby, moveup	1	0.25%
<i>Zone: Edgewood - Edgewood Fire Department Total Incident:</i>	<b>2</b>	<b>0.49%</b>
<b>Erlanger - Erlanger Fire Department</b>		
322 - Motor vehicle accident with injuries	1	0.25%
571 - Cover assignment, standby, moveup	7	1.73%
<i>Zone: Erlanger - Erlanger Fire Department Total Incident:</i>	<b>8</b>	<b>1.98%</b>
<b>Ft. Mitchell - Fort Mitchell Fire Department</b>		
322 - Motor vehicle accident with injuries	1	0.25%
571 - Cover assignment, standby, moveup	19	4.69%
621 - Wrong location	1	0.25%
<i>Zone: Ft. Mitchell - Fort Mitchell Fire Department Total Incident:</i>	<b>21</b>	<b>5.19%</b>
<b>Kenton County - Kenton County - Covered by CSVHFD</b>		
111 - Building fire	1	0.25%
113 - Cooking fire, confined to container	1	0.25%
311 - Medical assist, assist EMS crew	2	0.49%
321 - EMS call, excluding vehicle accident with injury	6	1.48%
322 - Motor vehicle accident with injuries	1	0.25%
422 - Chemical spill or leak	1	0.25%
445 - Arcing, shorted electrical equipment	1	0.25%
500 - Service Call, other	2	0.49%
521 - Water evacuation	1	0.25%
671 - HazMat release investigation w/no HazMat	1	0.25%
731 - Sprinkler activation due to malfunction	1	0.25%

Report shows count of incidents for Status selected.



745 - Alarm system activation, no fire - unintentional	1	0.25%
<b>Zone: Kenton County - Kenton County - Covered by CSVHFD Total Incident:</b>	<b>19</b>	<b>4.69%</b>
<b>Point Pleasant - Point Pleasant Fire Department</b>		
571 - Cover assignment, standby, moveup	1	0.25%
<b>Zone: Point Pleasant - Point Pleasant Fire Department Total Incident:</b>	<b>1</b>	<b>0.25%</b>
<b>Taylor Mill - Taylor Mill Fire Department</b>		
571 - Cover assignment, standby, moveup	1	0.25%
<b>Zone: Taylor Mill - Taylor Mill Fire Department Total Incident:</b>	<b>1</b>	<b>0.25%</b>
<b>TRT - Technical Rescue Team Call Out</b>		
571 - Cover assignment, standby, moveup	3	0.74%
<b>Zone: TRT - Technical Rescue Team Call Out Total Incident:</b>	<b>3</b>	<b>0.74%</b>
<b>Unincorporated - Areas in unincorporated Kenton County</b>		
251 - Excessive heat, scorch burns with no ignition	1	0.25%
<b>Zone: Unincorporated - Areas in unincorporated Kenton County Total Incident:</b>	<b>1</b>	<b>0.25%</b>
<b>Villa Hills - City of Villa Hills</b>		
100 - Fire, other	1	0.25%
111 - Building fire	1	0.25%
113 - Cooking fire, confined to container	1	0.25%
131 - Passenger vehicle fire	1	0.25%
142 - Brush or brush-and-grass mixture fire	1	0.25%
311 - Medical assist, assist EMS crew	28	6.91%
321 - EMS call, excluding vehicle accident with injury	79	19.51%
322 - Motor vehicle accident with injuries	5	1.23%
324 - Motor vehicle accident with no injuries.	1	0.25%
331 - Lock-in (if lock out , use 511 )	1	0.25%
350 - Extrication, rescue, other	1	0.25%
353 - Removal of victim(s) from stalled elevator	1	0.25%
400 - Hazardous condition, other	1	0.25%
411 - Gasoline or other flammable liquid spill	1	0.25%
412 - Gas leak (natural gas or LPG)	3	0.74%
420 - Toxic condition, other	1	0.25%
422 - Chemical spill or leak	1	0.25%
424 - Carbon monoxide incident	2	0.49%
440 - Electrical wiring/equipment problem, other	2	0.49%
445 - Arcing, shorted electrical equipment	2	0.49%
463 - Vehicle accident, general cleanup	1	0.25%
500 - Service Call, other	4	0.99%
521 - Water evacuation	1	0.25%
550 - Public service assistance, other	5	1.23%
553 - Public service	1	0.25%
554 - Assist invalid	1	0.25%
561 - Unauthorized burning	3	0.74%
600 - Good intent call, other	1	0.25%

Report shows count of incidents for Status selected.



622 - No incident found on arrival at dispatch address	4	0.99%
671 - HazMat release investigation w/no HazMat	1	0.25%
730 - System malfunction, other	2	0.49%
733 - Smoke detector activation due to malfunction	2	0.49%
735 - Alarm system sounded due to malfunction	1	0.25%
736 - CO detector activation due to malfunction	3	0.74%
740 - Unintentional transmission of alarm, other	2	0.49%
743 - Smoke detector activation, no fire - unintentional	4	0.99%
744 - Detector activation, no fire - unintentional	4	0.99%
745 - Alarm system activation, no fire - unintentional	10	2.47%
746 - Carbon monoxide detector activation, no CO	3	0.74%
Zone: Villa Hills - City of Villa Hills Total Incident:	187	46.17%
<b>TOTAL INCIDENTS FOR ALL ZONES:</b>	<b>405</b>	<b>100%</b>

Report shows count of incidents for Status selected.



# Agency Activity Summary

Crescent Springs / Villa Hills Fire Department

Agency: Crescent Springs / Villa Hills Fire Department | Service Date: From 09/01/2024 Through 10/01/2024

**Total Number of ePCRs:** 115

**Total Number of Incidents:** 113

**By Branch**

01 Crescent Springs/Villa Hills Fire      *Left Blank = 75*  
 Department = 40

**Billing Disposition (ePCR Data Only)**

	#	%		#	%
Treated/Transported	78	67.8%	Dead Prior To Arrival	1	0.9%
Treated / Transferred Care	N/A	N/A	Dead After Arrival	N/A	N/A
Treated/No Transport (AMA)	1	0.9%	Treat/Transported by Private Veh.	N/A	N/A
Treated / No Transport (Per Protocol)	1	0.9%	Assist	N/A	N/A
Transported / Refused Care	N/A	N/A	Other	5	4.3%
No Transport / Refused Care	16	13.9%	No Patient Found	N/A	N/A
Cancelled	13	11.3%			
<i>Left Blank</i>	N/A	N/A			

**Unit Disposition (ePCR Data Only)**

	#	%
<i>Description</i>		
*Patient Contact Made	102	88.7%
Cancelled Prior to Arrival at Scene	7	6.1%
Cancelled on Scene	2	1.7%
No Patient Contact	4	3.5%
<i>Left Blank</i>	0	0.0%
<i>Total</i>	115	100.0%

**Patient Evaluation/Care Disposition (ePCR Data Only)**

	#	%
<i>Description</i>		
Patient Evaluated and Care Provided	79	68.7%
Patient Evaluated and Refused Care	8	7.0%
Patient Evaluated, No Care Required	6	5.2%
Patient Refused Evaluation/Care	8	7.0%
Patient Support Services Provided	1	0.9%
<i>Left Blank</i>	13	11.3%
<i>Total</i>	115	100.0%

**Crew Disposition (ePCR Data Only)**

	#	%
<i>Description</i>		
Assumed Primary Care from Another EMS Crew	1	0.9%
Back in Service, Care/Support Services Refused	10	8.7%
Back in Service, No Care/Support Services Required	6	5.2%
Incident Support Services Provided (Including Standby)	1	0.9%
Initiated and Continued Primary Care	78	67.8%
<i>Left Blank</i>	19	16.5%
<i>Total</i>	115	100.0%

**Transport Disposition (ePCR Data Only)**

	#	%
<i>Description</i>		
No Transport	8	7.0%
Patient Refused Transport	10	8.7%
Transport by This EMS Unit (This Crew Only)	78	67.8%
<i>Left Blank</i>	19	16.5%
<i>Total</i>	115	100.0%



Run Type	#	%	Non-Emergency Runs	#	%
<b>Emergency Runs</b>	115	100.0%	<b>Non-Emergency Runs</b>	N/A	N/A
Stand By	N/A	N/A	Stand By	N/A	N/A
Mutual Aid	1	0.9%	Mutual Aid	N/A	N/A
Interfacility	N/A	N/A	Interfacility	N/A	N/A
Intercept	1	0.9%	Intercept	N/A	N/A

Emergency Runs (Scheduled)	N/A	N/A	Non-Emergency Runs (Scheduled)	N/A	N/A
Stand By	N/A	N/A	Stand By	N/A	N/A
Mutual Aid	N/A	N/A	Mutual Aid	N/A	N/A
Interfacility	N/A	N/A	Interfacility	N/A	N/A
Intercept	N/A	N/A	Intercept	N/A	N/A

Emergency Type Left Blank: 0

Runs by Unit (ePCR Data Only)														
Unit	Total Runs	Treat/Transp	Treat/Transfer	Treat/No Transp(AMA)	Treat/No Transp(FP)	Transp/Ref. Care	Cancelled Prior Arr	Dead After Arr	Dead Priv Veh	T/T Ref. Care	No Trans/Ref. Care	Assist	Other	No Pat Found
514	103	72	0	1	0	0	12	1	0	0	13	0	4	0
516	12	6	0	0	1	0	1	0	0	0	3	0	1	0
<b>Total</b>	<b>115</b>	<b>78</b>	<b>0</b>	<b>1</b>	<b>1</b>	<b>0</b>	<b>13</b>	<b>1</b>	<b>0</b>	<b>0</b>	<b>16</b>	<b>0</b>	<b>5</b>	<b>0</b>

Runs by Service Level (ePCR Data Only)			Recommended Service Level		
Dispatched Service Level	#	%	Service Level	#	%
BLS	63	54.8%	BLS	71	61.7%
ALS	52	45.2%	ALS1	43	37.4%
SCT	N/A	N/A	ALS2	1	0.9%
			SCT	N/A	N/A
			Rotary Wing	N/A	N/A
			Fixed Wing	N/A	N/A

**Runs by Insurance Type with Service Level (ePCR Data Only) (Multiple)**

*Insurance types may have been marked on a run)*

Insurance Type	BLS %	ALS1 %	ALS2 %	SCT	%Rotary Wing	%Fixed Wing	Total %
None	71 61.7%	43 37.4%	1 0.9%	N/A	N/A	N/A	115 100.0%

**Runs by Primary PI (ePCR Data Only)**

Description	#	%
Malaise and fatigue	6	5.2%
Abdominal Pain	4	3.5%
Acute pain due to trauma	1	0.9%
Altered mental status, unspecified	5	4.3%
Anxiety	4	3.5%
COPD - (acute) exacerbation	3	2.6%
Cardiac Arrest	1	0.9%
Cardiac arrhythmia, unspecified	1	0.9%
Chest Pain	6	5.2%
Dehydration	3	2.6%
Diarrhea	1	0.9%
Dizziness	3	2.6%
Dyspnea-SOB	3	2.6%
Full-term uncomplicated delivery	1	0.9%
Headache (no trauma)	2	1.7%
Hyperglycemia - Type 2 Diabetic	1	0.9%
Hyperventilation	1	0.9%
Monitoring Required	1	0.9%
Nausea	1	0.9%
No Medical Problem	7	6.1%
Obvious Death	1	0.9%
Pain, not elsewhere classified	13	11.3%

Post-Op Complication	1	0.9%
Respiratory Failure	2	1.7%
Seizure	1	0.9%
Suicidal Ideations	2	1.7%
Syncope/Fainting	1	0.9%
Trauma Injury	6	5.2%
Unconscious	2	1.7%
Unknown Medical	4	3.5%
Weakness	6	5.2%
Left Blank	21	18.3%
<b>Total</b>	<b>115</b>	<b>100.0%</b>

## Runs by Dispatch (EMD) Code

Description	#	%
101 Abdominal/Stomach Pain	3	2.6%
105 Accident-w/Injuries	1	0.9%
109 Alarm-Medical Emergency	3	2.6%
110 Allergies/Sting Reaction	1	0.9%
112 Arm/Hand Injury	3	2.6%
117 Back Pain/Injury	3	2.6%
118 Bleeding/Hemorrhage	2	1.7%
122 Burn/Scalding	2	1.7%
123 Chest Injury/Pains	10	8.7%
124 Childbirth/Labor/Maternity	1	0.9%
126 Diabetic Reaction	1	0.9%
127 Difficulty Breathing	11	9.6%
128 Dizzy	2	1.7%
133 Emotional Crisis	7	6.1%
137 Fall	22	19.1%
140 Head Injury	7	6.1%
141 Headache	1	0.9%
143 Ill/Non-Specific	17	14.8%
146 Non-Responsive Person	7	6.1%
147 Not Breathing	1	0.9%
148 Overdose/Medication	1	0.9%
151 Rape/Sexual Assault	1	0.9%
152 Seizure	2	1.7%
158 Stroke	2	1.7%
170 Structure Fire	1	0.9%
Left Blank	3	2.6%
<b>Total</b>	<b>115</b>	<b>100.0%</b>



**Transport From (Category)**

	#	%
Home/Residence	67	58.3%
Facility	4	3.5%
Public Building	5	4.3%
Educational Ins.	2	1.7%
Recreation/Sport	1	0.9%
Street/Hwy	1	0.9%
Res. Custodial Facility - Nursing Home	10	8.7%
Street/Hwy - Other Paved Roadways	1	0.9%
Private Commercial Establishment	3	2.6%
Recreation/Sport - Public Park	1	0.9%
Recreation/Sport - Other Recreation Area	1	0.9%
Religious Institution	1	0.9%
--Left Blank--	18	15.7%
<b>Total</b>	<b>115</b>	<b>100.0%</b>

**Transport From (Facility) (ePCR Data Only)**

	#	%
--Left Blank--	115	100.0%
<b>Total</b>	<b>115</b>	<b>100.0%</b>

**Transport To (Destination Facility) (ePCR Data Only)**

	#	%
St. Elizabeth Edgewood	72	62.6%
--Left Blank--	37	32.2%
Cincinnati Children's Hospital Medical Center	3	2.6%
Christ Hospital	1	0.9%
Cincinnati VA Medical Center	1	0.9%
St. Elizabeth Florence	1	0.9%
<b>Total</b>	<b>115</b>	<b>100.0%</b>